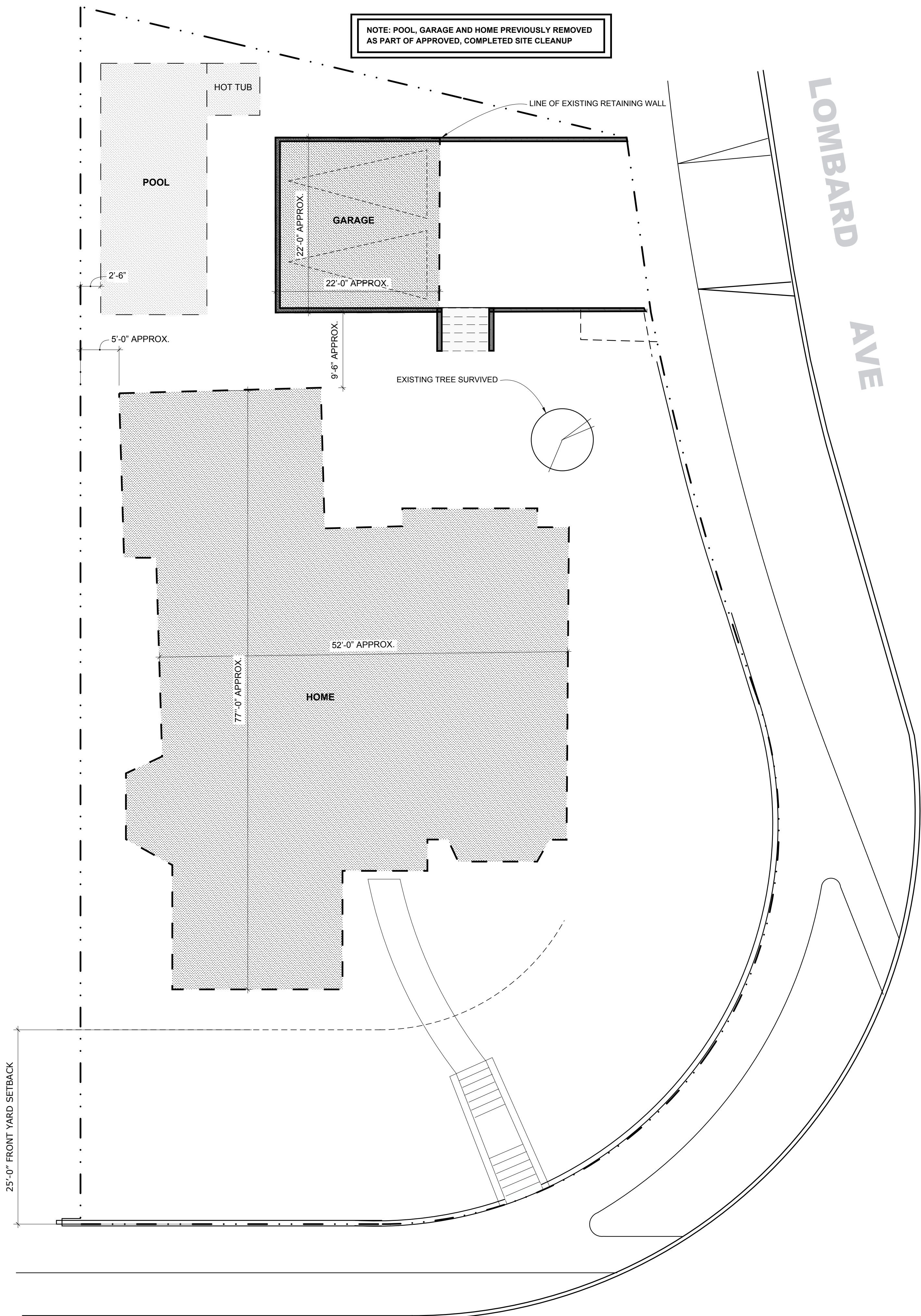
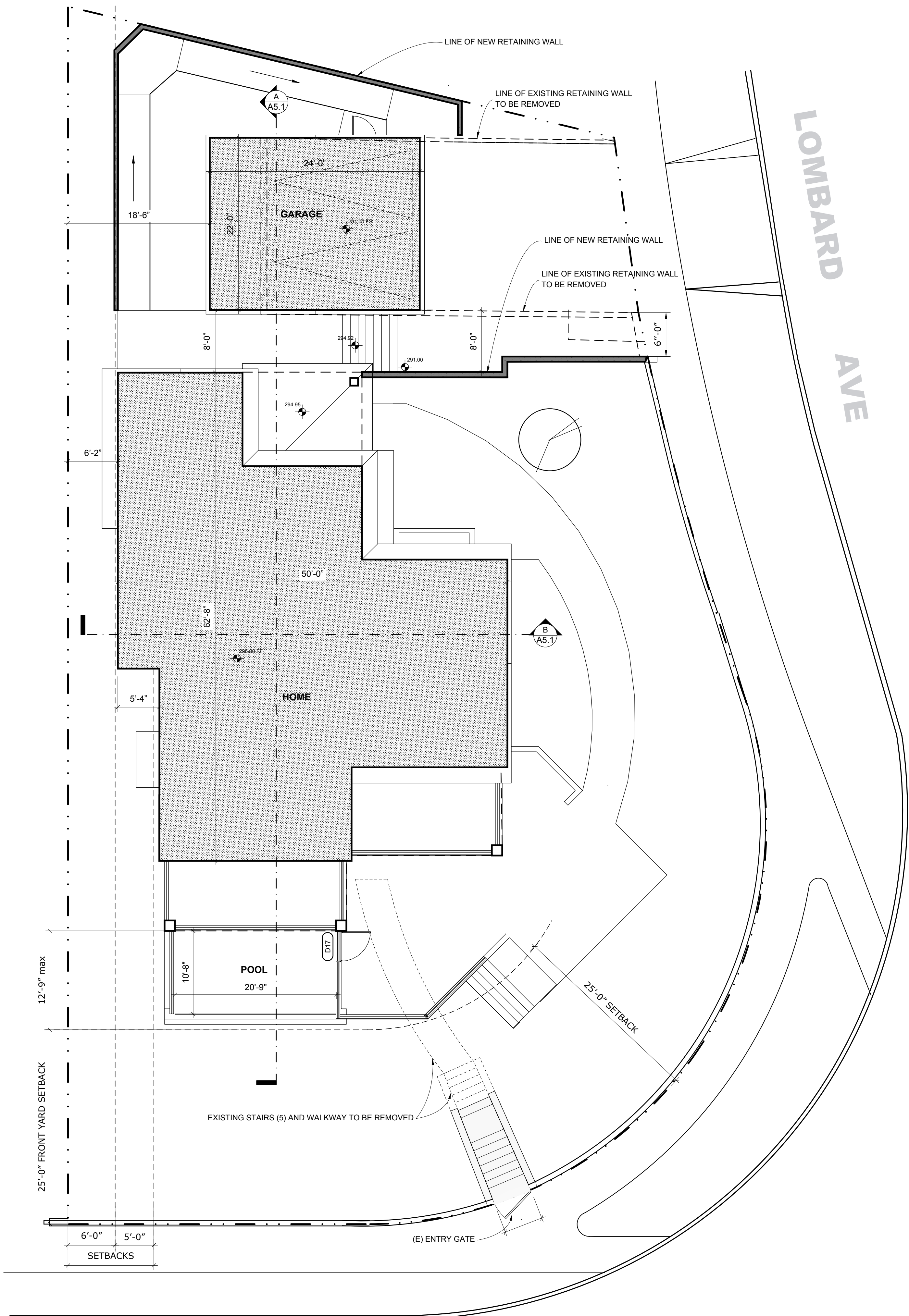


NOTE: POOL, GARAGE AND HOME PREVIOUSLY REMOVED AS PART OF APPROVED, COMPLETED SITE CLEANUP



A PRE-FIRE-EVENT SITE PLAN
SCALE: 1/8" = 1' - 0"



B SITE PLAN
SCALE: 1/8" = 1' - 0"



TECT APP, INC.
921 11th Street, 2nd Floor
Sacramento, CA 95814
TEL: 916-541-8659 | E: bob@tect.com



ISSUE DATE 2026-06-05
DRAWN BY RH
ARCHITECT
Robert Habian, AIA
CA LIC. NO. C25348

REV	DATE	DESCRIPTION

PROJECT NAME
STAMPER RESIDENCE FIRE REBUILD

PROJECT ADDRESS
15303 Earlam Street
Pacific Palisades, CA 90272
APN: 4412-019-023


OWNER
STAMPER JOHN W TR STAMPER TRUST
15303 Earlam Street
Pacific Palisades, CA 90272
TEL: 323-388-6664

SHEET NAME
Pre-Fire-Event Site Plan vs New Site Plan Comparison

SCALE: 1/8" = 1' - 0"



SHEET NUMBER
A1.1



ISSUE DATE 2026-06-05

DRAWN BY RH

ARCHITECT
 Robert Habian, AIA
 CA LIC. NO. C25348

REV | DATE | DESCRIPTION

REV	DATE	DESCRIPTION

PROJECT NAME

STAMPER RESIDENCE FIRE REBUILD

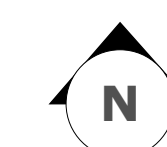
PROJECT ADDRESS
 15303 Earlam Street
 Pacific Palisades, CA 90272
 APN: 4412-019-023

OWNER
 STAMPER JOHN W TR STAMPER TRUST
 15303 Earlam Street
 Pacific Palisades, CA 90272
 TEL: 323-388-6664

SHEET NAME

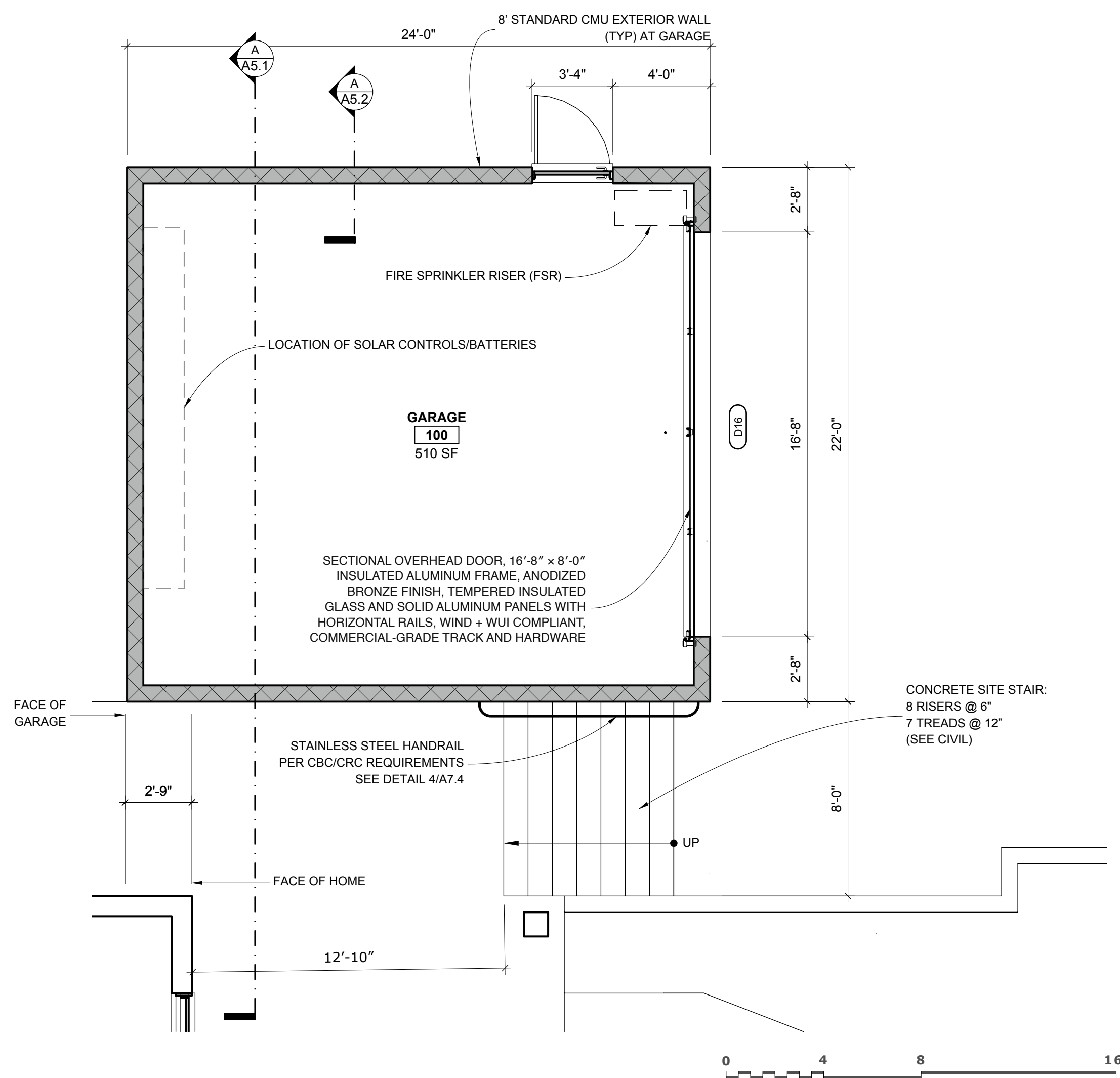
Site Plan & Garage Plan

SCALE: 1/8" = 1' - 0"

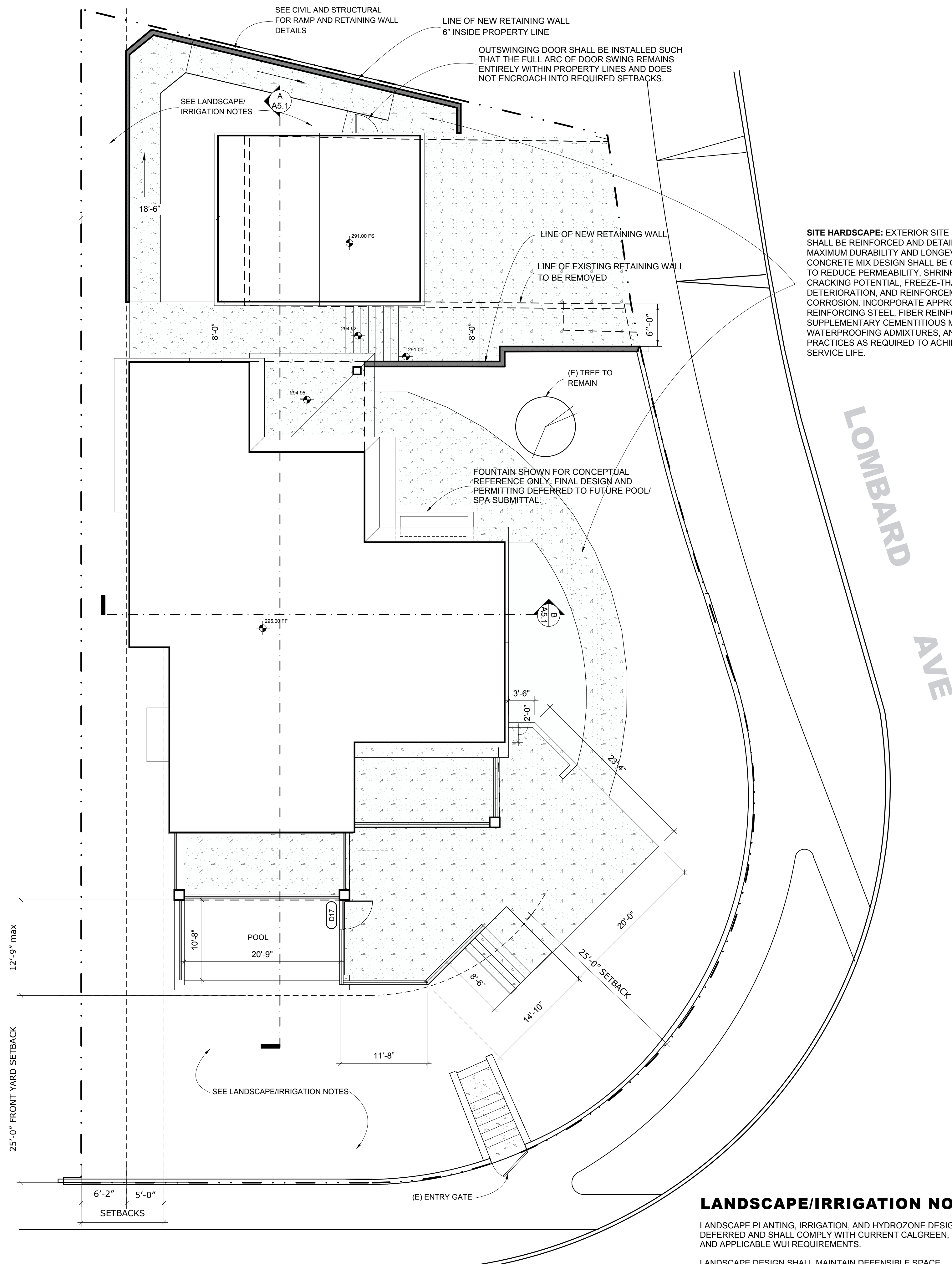


SHEET NUMBER

A1.2



A GARAGE PLAN
 SCALE: 1/4" = 1' - 0"



SITE HARDSCAPE: EXTERIOR SITE CONCRETE SHALL BE REINFORCED AND DETAILED FOR MAXIMUM DURABILITY AND LONGEVITY. CONCRETE MIX DESIGN SHALL BE OPTIMIZED TO REDUCE PERMEABILITY, SHRINKAGE, CRACKING POTENTIAL, FREEZE-THAW DETERIORATION, AND REINFORCEMENT CORROSION. INCORPORATE APPROPRIATE REINFORCING STEEL, FIBER REINFORCEMENT, SUPPLEMENTARY CEMENTITIOUS MATERIALS, WATERPROOFING ADMIXTURES, AND CURING PRACTICES AS REQUIRED TO ACHIEVE A LONG SERVICE LIFE.

LANDSCAPE/IRRIGATION NOTES

LANDSCAPE PLANTING, IRRIGATION, AND HYDROZONE DESIGN ARE DEFERRED AND SHALL COMPLY WITH CURRENT CALGREEN, MWEL, AND APPLICABLE WUI REQUIREMENTS.

LANDSCAPE DESIGN SHALL MAINTAIN DEFENSIBLE SPACE REQUIREMENTS AND SHALL AVOID HIGHLY COMBUSTIBLE VEGETATION WITHIN 5 FEET OR ADJACENT TO STRUCTURES.

B SITE PLAN
 SCALE: 1/8" = 1' - 0"

ISSUE DATE 2026-06-05

DRAWN BY RH

ARCHITECT
 Robert Habian, AIA
 CA LIC. NO. C25348

REV | DATE | DESCRIPTION

REV	DATE	DESCRIPTION


PROJECT NAME
STAMPER RESIDENCE FIRE REBUILD

PROJECT ADDRESS
 15303 Earlam Street
 Pacific Palisades, CA 90272
 APN: 4412-019-023

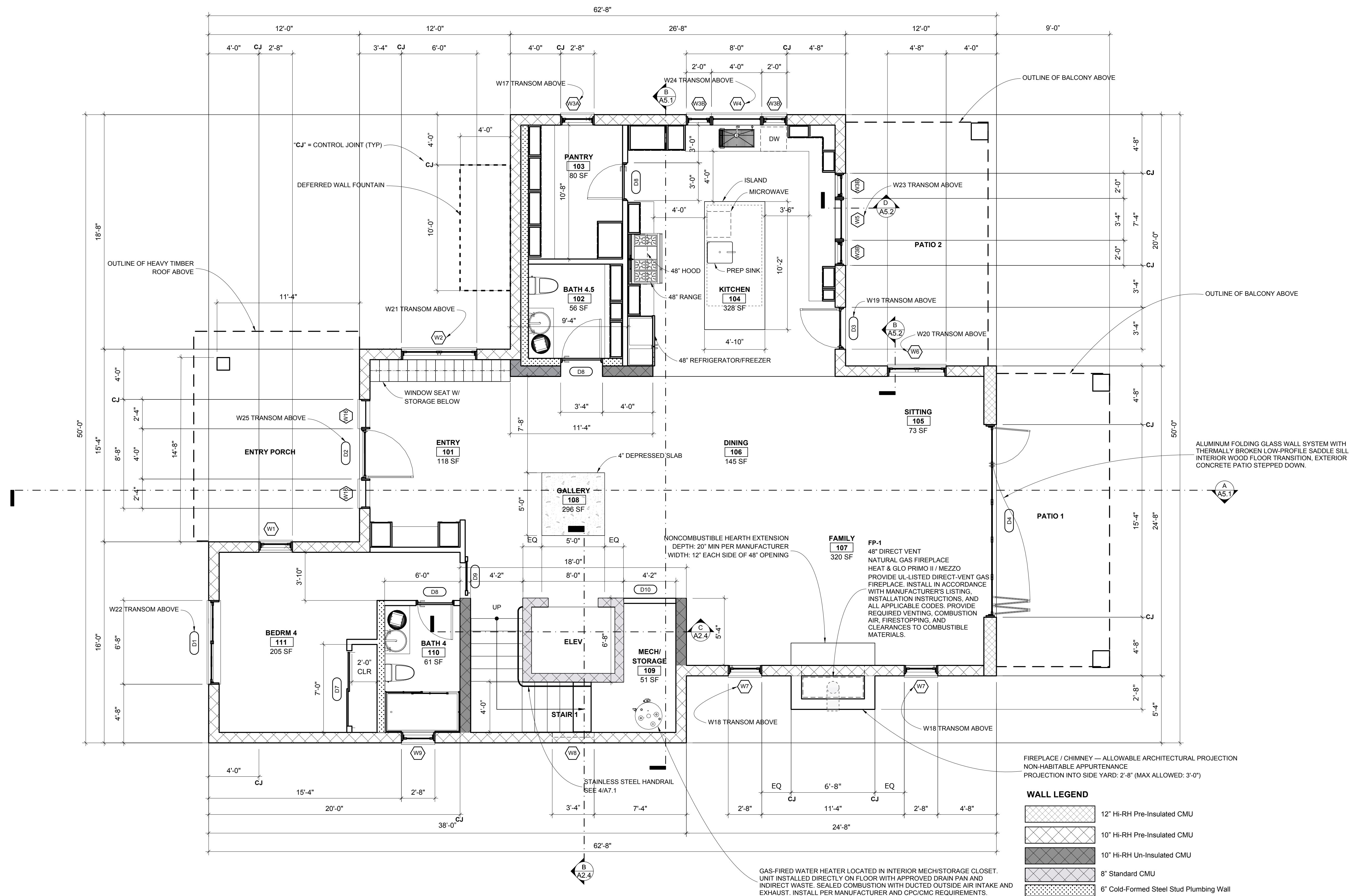
OWNER
 STAMPER JOHN W TR STAMPER TRUST
 15303 Earlam Street
 Pacific Palisades, CA 90272
 TEL: 323-388-6664

SHEET NAME
First Floor Plan

SCALE: 1/4" = 1' - 0"



SHEET NUMBER
A2.1



A FIRST FLOOR PLAN
 SCALE: 1/4" = 1' - 0"

- FIREPLACE / CHIMNEY** — ALLOWABLE ARCHITECTURAL PROJECTION
 NON-HABITABLE APPURTENANCE
 PROJECTION INTO SIDE YARD: 2'-8" (MAX ALLOWED: 3'-0")
- WALL LEGEND**
- 12" Hi-RH Pre-Insulated CMU
 - 10" Hi-RH Pre-Insulated CMU
 - 10" Hi-RH Un-Insulated CMU
 - 8" Standard CMU
 - 6" Cold-Formed Steel Stud Plumbing Wall
 - 3 5/8" Cold-Formed Steel Stud Standard Wall

ISSUE DATE 2026-06-05

DRAWN BY RH

ARCHITECT
 Robert Habian, AIA
 CA LIC. NO. C25348

REV | DATE | DESCRIPTION

PROJECT NAME

**STAMPER
 RESIDENCE
 FIRE REBUILD**

PROJECT ADDRESS
 15303 Earlam Street
 Pacific Palisades, CA 90272
 APN: 4412-019-023

OWNER
 STAMPER JOHN W TR STAMPER TRUST
 15303 Earlam Street
 Pacific Palisades, CA 90272
 TEL: 323-388-6664

SHEET NAME

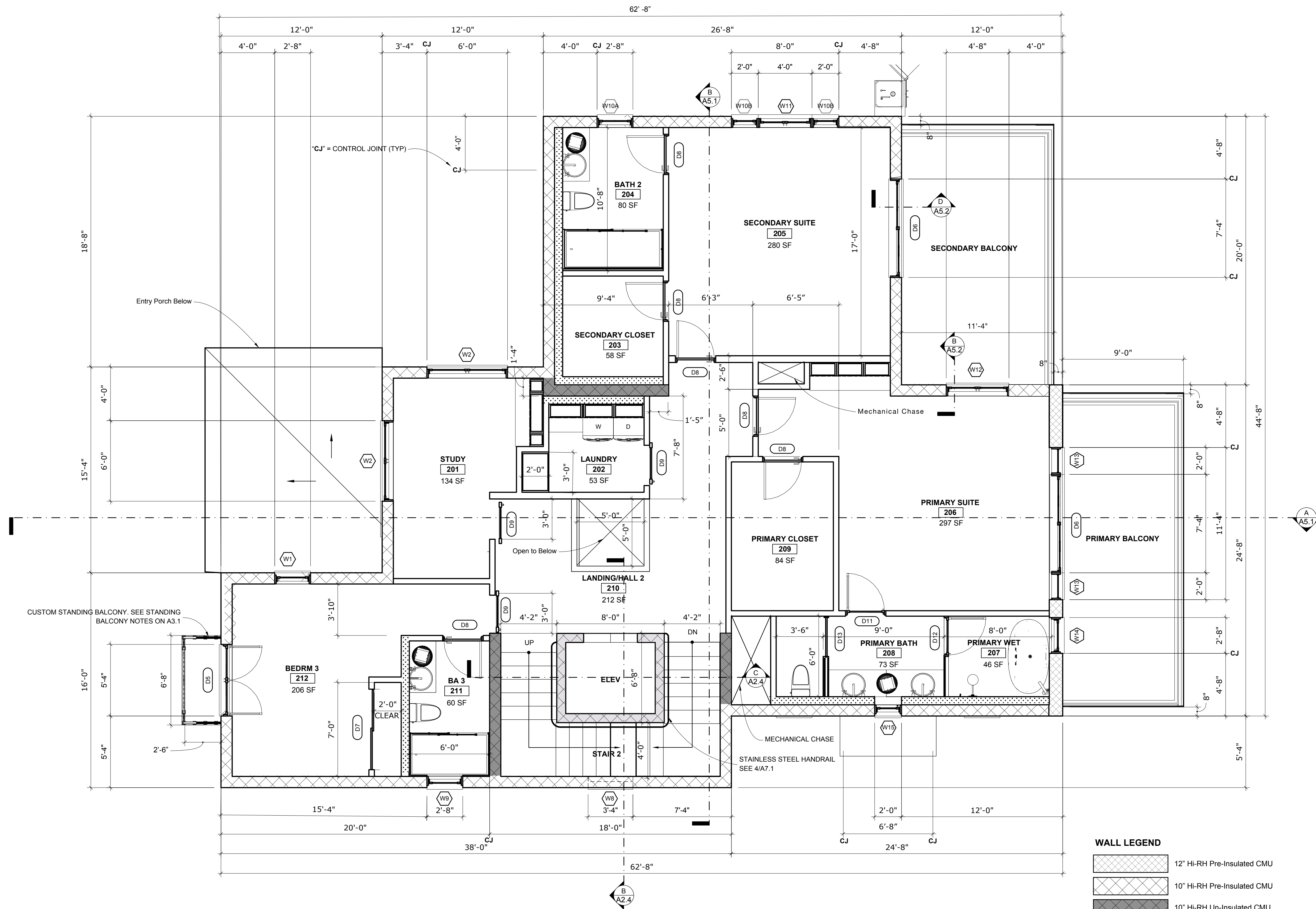
**Second Floor
 Plan**

SCALE: 1/4" = 1' - 0"



SHEET NUMBER

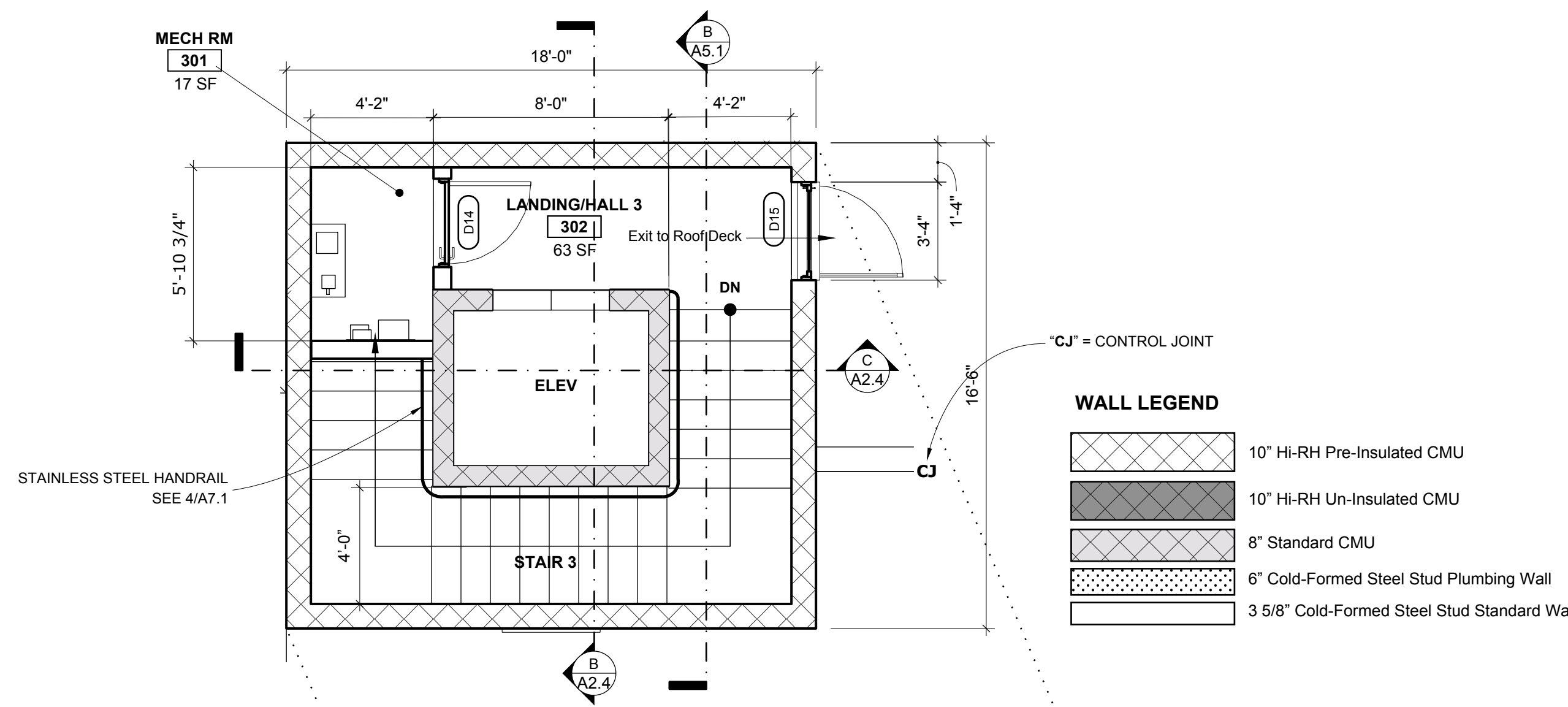
A2.2



WALL LEGEND

	12" HI-RH Pre-Insulated CMU
	10" HI-RH Pre-Insulated CMU
	10" HI-RH Un-Insulated CMU
	8" Standard CMU
	6" Cold-Formed Steel Stud Plumbing Wall
	3 5/8" Cold-Formed Steel Stud Standard Wall

A SECOND FLOOR PLAN
 SCALE: 1/4" = 1' - 0"

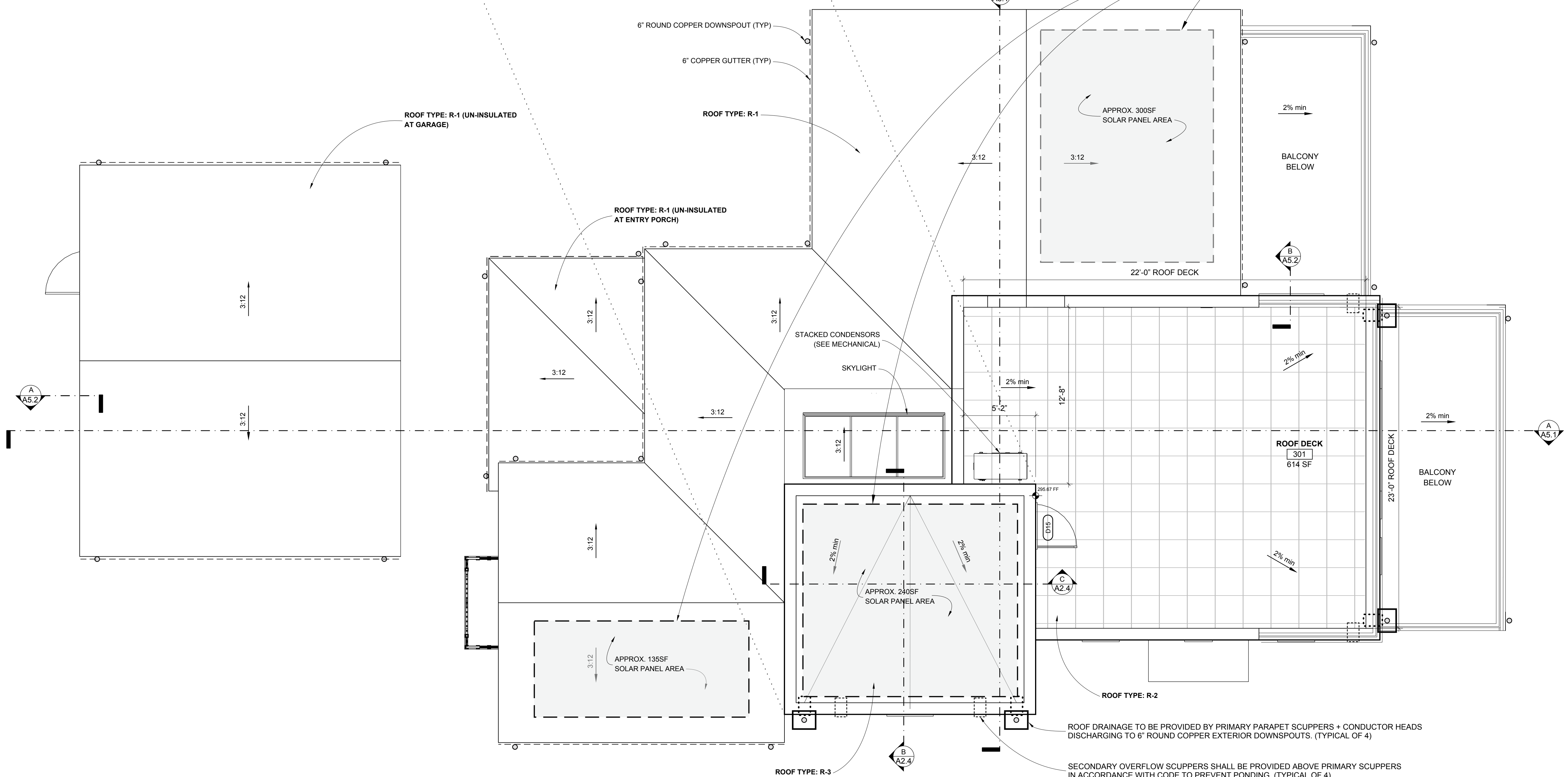


THIRD FLOOR PLAN
SCALE: 1/4" = 1' - 0"

ROOF TYPES

TYPE	DESCRIPTION
R-1	NATURAL SLATE TILE OVER HIGH-TEMP SELF-ADHERED UNDERLAYMENT OVER 3/4" APA EXPOSURE 1 PLYWOOD OVER 4" POLYISO INSULATION OVER SELF-ADHERED AIR/VAPOR BARRIER OVER 2X6 T&G DECKING OVER HEAVY TIMBER FRAMING. PROVIDE NONCOMBUSTIBLE OR IGNITION-RESISTANT EAVE, EDGE, AND ACCESSORY CONDITIONS AS REQUIRED. ENTIRE ROOF ASSEMBLY SHALL BE LISTED AND INSTALLED TO ACHIEVE A CLASS A ROOF ASSEMBLY AND SHALL COMPLY WITH ALL LOS ANGELES WILDLAND-URBAN INTERFACE (WUI) AND LADBS REQUIREMENTS FOR VERY HIGH FIRE HAZARD SEVERITY ZONES. INSTALL PER MANUFACTURER REQUIREMENTS AND MANUFACTURER APPROVED DETAILS.
R-2	24" X 24" CONCRETE PAVERS ON PEDESTALS OVER PROTECTION MAT, REINFORCED PMMA MEMBRANE, 1/2" USG SECUROCK CEMENT ROOF BOARD, TAPERED POLYISOCYANURATE INSULATION, 1-1/2" USG STRUCTO-CRETE STRUCTURAL ROOF DECK, STEEL AND CFS FRAMING, CLOSED-CELL SPF, MINERAL WOOL INSULATION, AND 5/8" TYPE X GYPSUM BOARD CEILING. ALL ROOF ASSEMBLIES SHALL COMPLY WITH LADBS WUI REQUIREMENTS AND LADBS REQUIREMENTS FOR VERY HIGH FIRE HAZARD SEVERITY ZONES. INSTALL PER MANUFACTURER REQUIREMENTS AND APPROVED DETAILS.
R-3	PROTECTION MAT, REINFORCED PMMA MEMBRANE, 1/2" USG SECUROCK CEMENT ROOF BOARD, TAPERED POLYISOCYANURATE INSULATION, 1-1/2" USG STRUCTO-CRETE STRUCTURAL ROOF DECK, STEEL AND CFS FRAMING, CLOSED-CELL SPF, MINERAL WOOL INSULATION, AND 5/8" TYPE X GYPSUM BOARD CEILING. ALL ROOF ASSEMBLIES SHALL COMPLY WITH LADBS WUI REQUIREMENTS AND LADBS REQUIREMENTS FOR VERY HIGH FIRE HAZARD SEVERITY ZONES. INSTALL PER MANUFACTURER REQUIREMENTS AND APPROVED DETAILS.

SOLAR PHOTOVOLTAIC SYSTEM: ROOF AREA INDICATED IS RESERVED FOR A SOLAR PV SYSTEM TO BE INSTALLED AS PART OF THIS PROJECT UNDER A SEPARATE DEFERRED SUBMITTAL AND PERMIT. ROOF STRUCTURE HAS BEEN DESIGNED TO ACCOMMODATE PV DEAD AND LIVE LOADS. FINAL PANEL LAYOUT, ATTACHMENT, EQUIPMENT LOCATIONS, AND ELECTRICAL SHALL BE PROVIDED UNDER SEPARATE SOLAR PERMIT. INSTALLATION SHALL COMPLY WITH CBC, CEC, FIRE CODE ACCESS/SETBACK REQUIREMENTS, TITLE 24 ENERGY COMPLIANCE, AND ALL LADBS AND WUI REGULATIONS.



ROOF PLAN
SCALE: 1/4" = 1' - 0"



TECT APP, INC.
921 11th Street, 2nd Floor
Sacramento, CA 95814
TEL: 916-541-8659 | E: bob@tect.com



ISSUE DATE 2026-06-05

DRAWN BY RH

ARCHITECT
Robert Habian, AIA
CA LIC. NO. C25348

REV	DATE	DESCRIPTION

PROJECT NAME
STAMPER RESIDENCE FIRE REBUILD

PROJECT ADDRESS
15303 Earlam Street
Pacific Palisades, CA 90272
APN: 4412-019-023

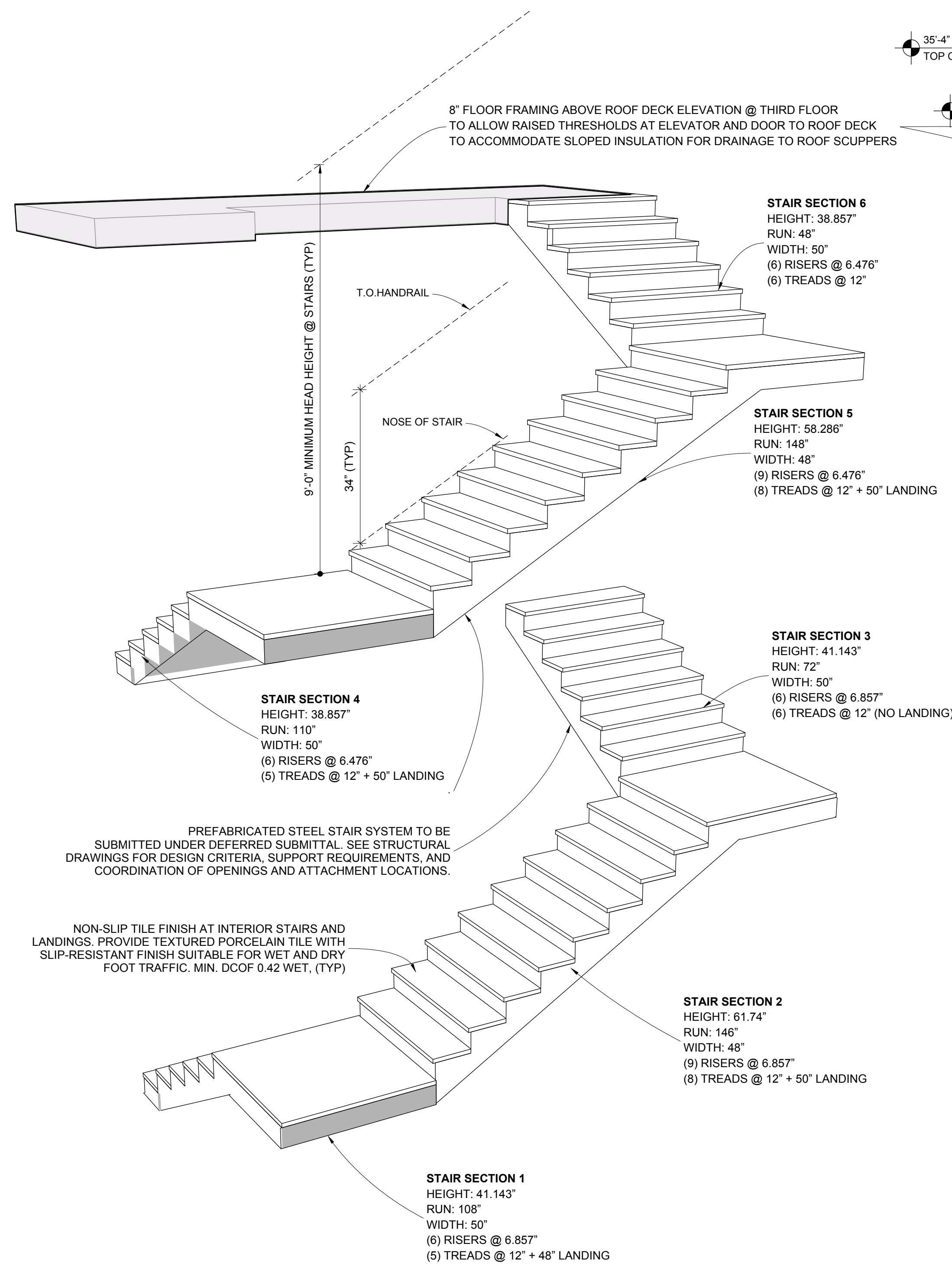
OWNER
STAMPER JOHN W TR STAMPER TRUST
15303 Earlam Street
Pacific Palisades, CA 90272
TEL: 323-388-6664

SHEET NAME
Third Floor Plan & Roof Plan

SCALE: 1/4" = 1' - 0"

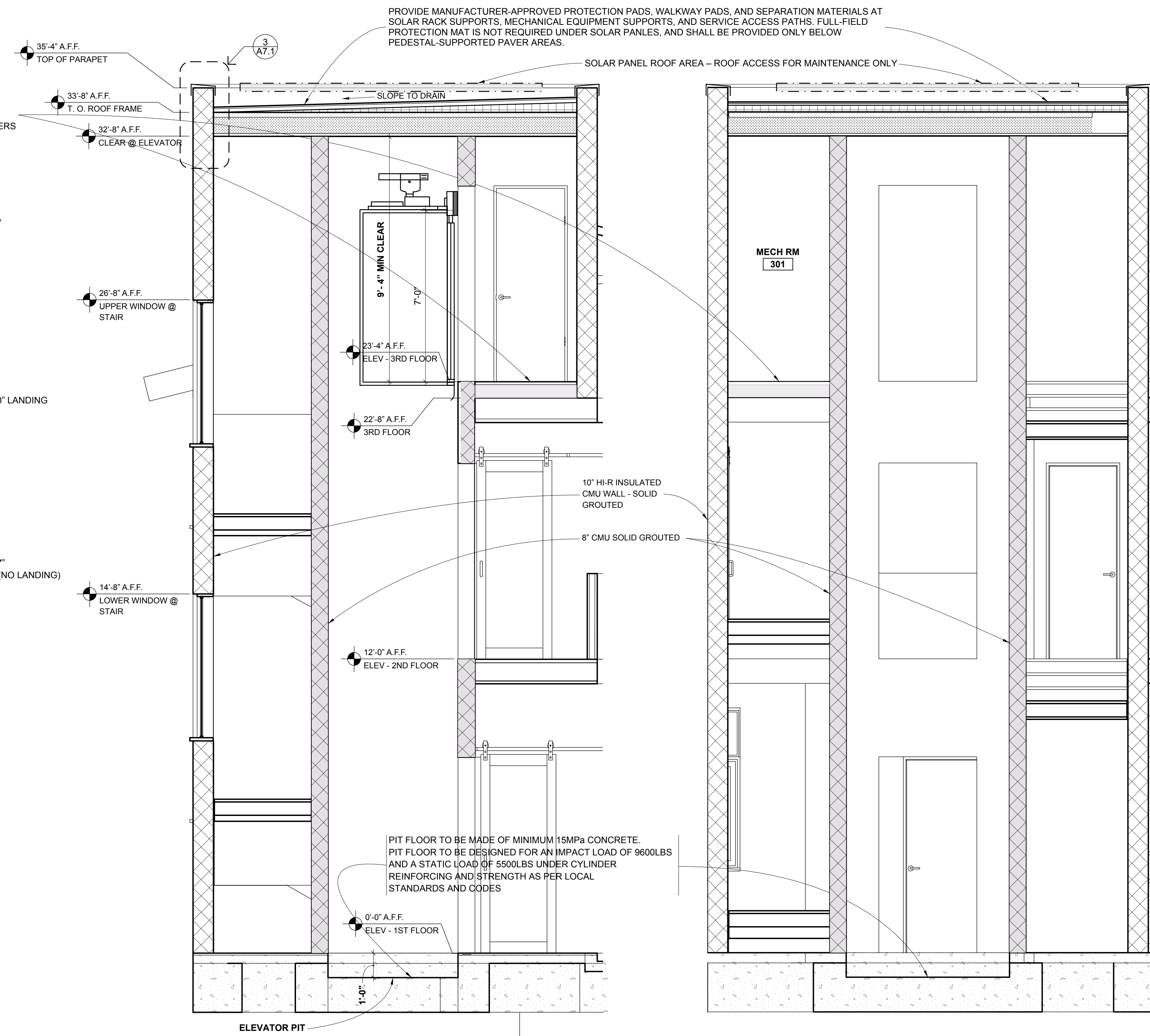


SHEET NUMBER
A2.3



A DETAILED STAIRS

SCALE: NO SCALE



B ELEVATOR/STAIR NORTH-SOUTH SECTION

SCALE: 3/8" = 1' - 0"

C ELEVATOR STAIR EAST-WEST SECTION

SCALE: 3/8" = 1' - 0"



ISSUE DATE 2026-06-05

DRAWN BY RH

ARCHITECT
Robert Habian, AIA
CA LIC. NO. C25348

REV | DATE | DESCRIPTION

REV	DATE	DESCRIPTION

PROJECT NAME

STAMPER RESIDENCE FIRE REBUILD

PROJECT ADDRESS
15303 Earlam Street
Pacific Palisades, CA 90272
APN: 4412-019-023

OWNER
STAMPER JOHN W TR STAMPER TRUST
15303 Earlam Street
Pacific Palisades, CA 90272
TEL: 323-388-6664

SHEET NAME

Enlarged Stair & Elevator Sections

SCALE: VARIES

SHEET NUMBER

A2.4



ISSUE DATE 2026-06-05

DRAWN BY RH

ARCHITECT
 Robert Habian, AIA
 CA LIC. NO. C25348

REV | DATE | DESCRIPTION

PROJECT NAME

**STAMPER
 RESIDENCE
 FIRE REBUILD**

PROJECT ADDRESS
 15303 Earlam Street
 Pacific Palisades, CA 90272
 APN: 4412-019-023

OWNER
 STAMPER JOHN W TR STAMPER TRUST
 15303 Earlam Street
 Pacific Palisades, CA 90272
 TEL: 323-388-6664

SHEET NAME

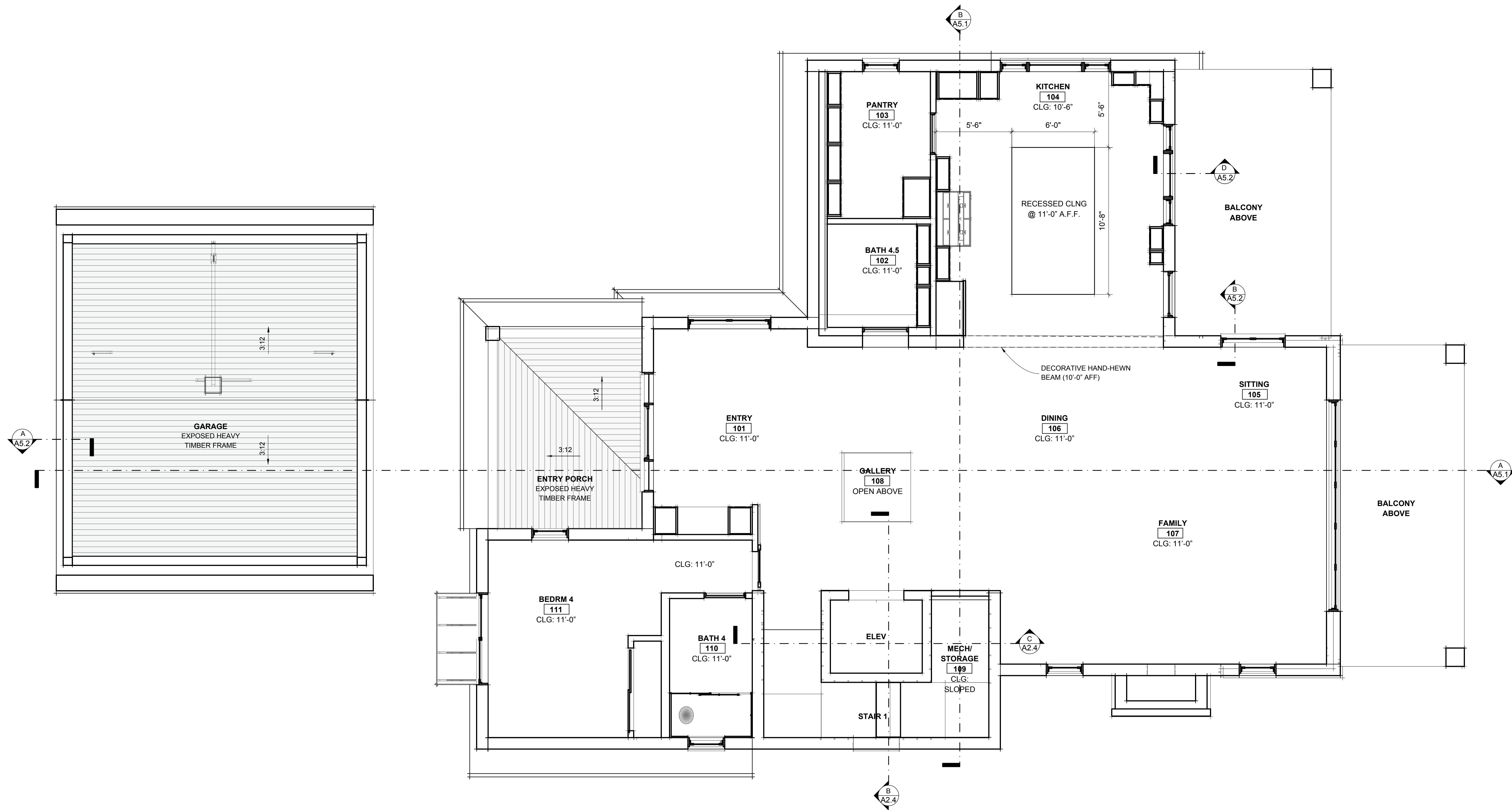
RCP - First Floor

SCALE: 1/4" = 1' - 0"

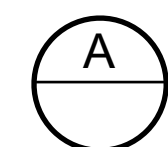


SHEET NUMBER

A3.1



SEE MECHANICAL, ELECTRICAL AND LIGHTING DRAWINGS FOR LOCATION OF ITEMS ON REFLECTED CEILING



REFLECTED CEILING PLAN - FIRST FLOOR

SCALE: 1/4" = 1' - 0"



ISSUE DATE 2026-06-05

DRAWN BY RH

ARCHITECT
 Robert Habian, AIA
 CA LIC. NO. C25348

REV | DATE | DESCRIPTION

REV	DATE	DESCRIPTION

PROJECT NAME

**STAMPER
 RESIDENCE
 FIRE REBUILD**

PROJECT ADDRESS
 15303 Earlam Street
 Pacific Palisades, CA 90272
 APN: 4412-019-023

OWNER
 STAMPER JOHN W TR STAMPER TRUST
 15303 Earlam Street
 Pacific Palisades, CA 90272
 TEL: 323-388-6664

SHEET NAME

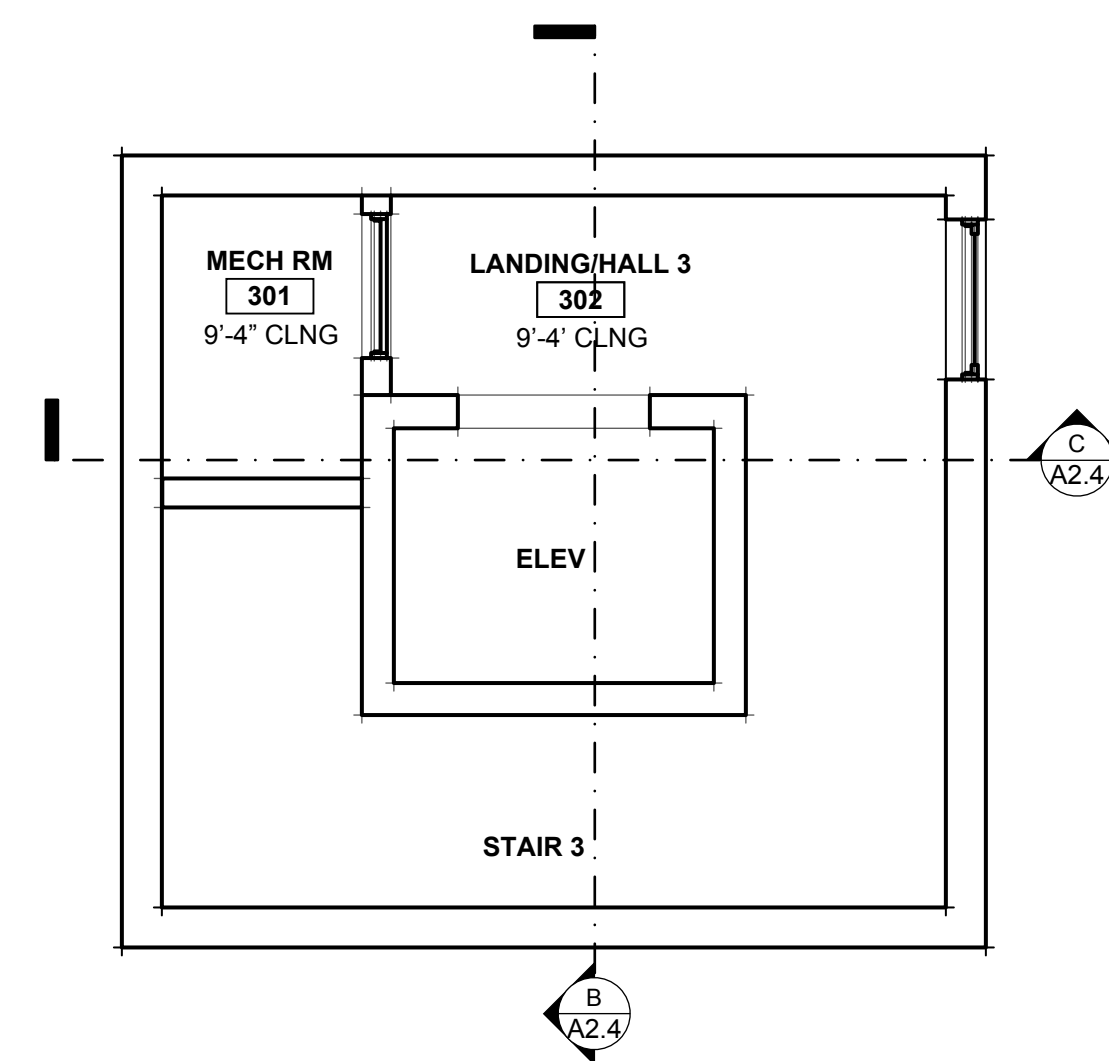
**RCP - Second
 Floor & Third
 Floor**

SCALE: 1/4" = 1' - 0"

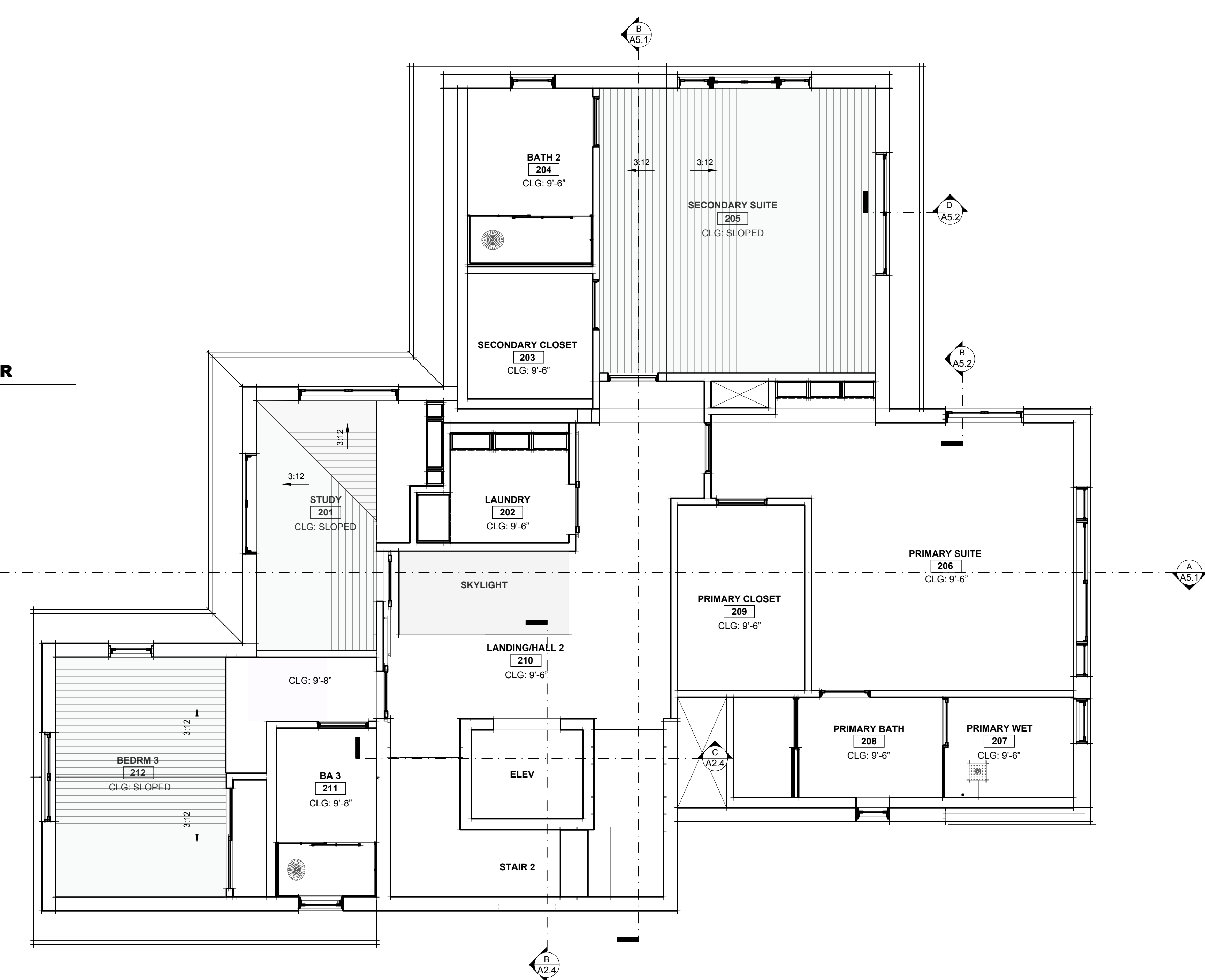


SHEET NUMBER

A3.2



A REFLECTED CEILING PLAN - THIRD FLOOR
 SCALE: 1/4" = 1' - 0"

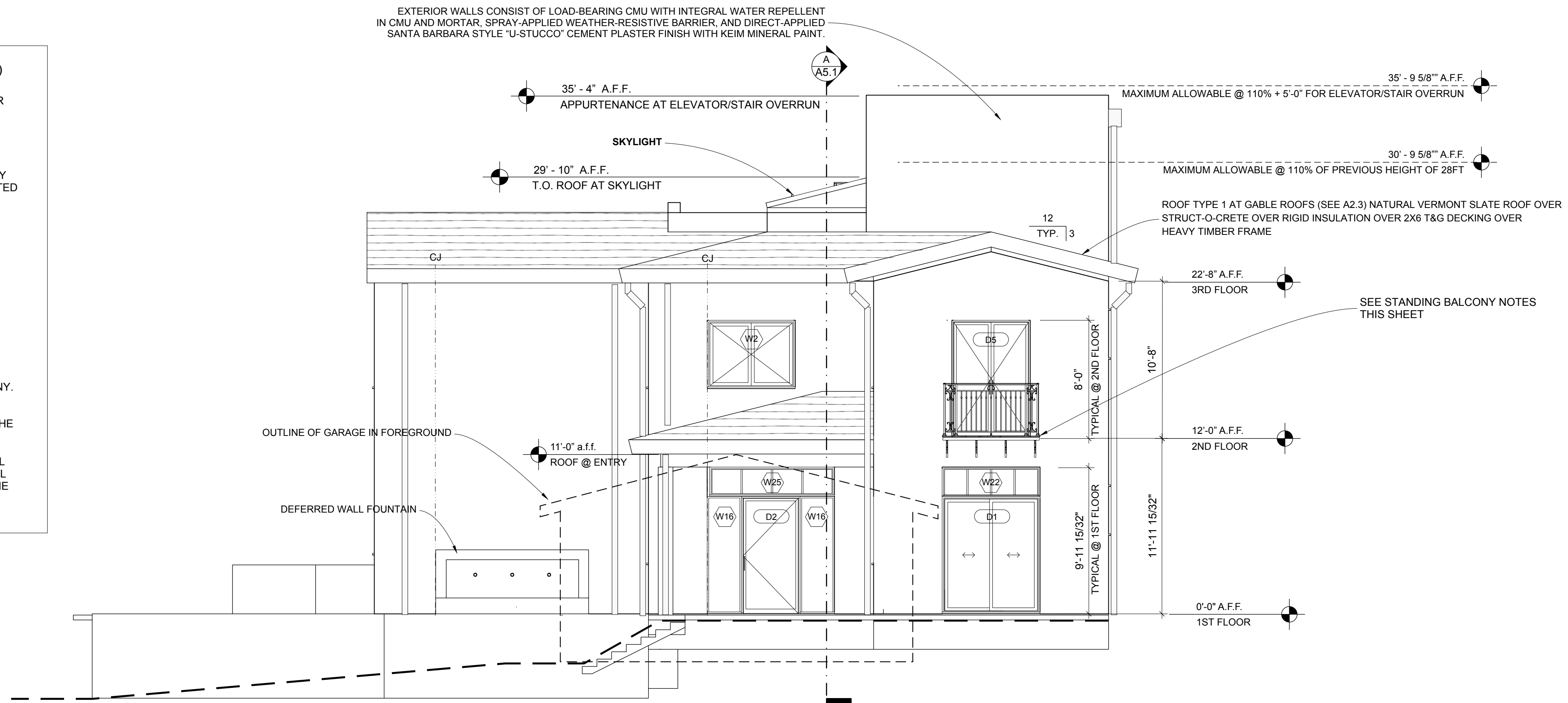


SEE MECHANICAL, ELECTRICAL AND LIGHTING DRAWINGS FOR LOCATION OF ITEMS ON REFLECTED CEILING

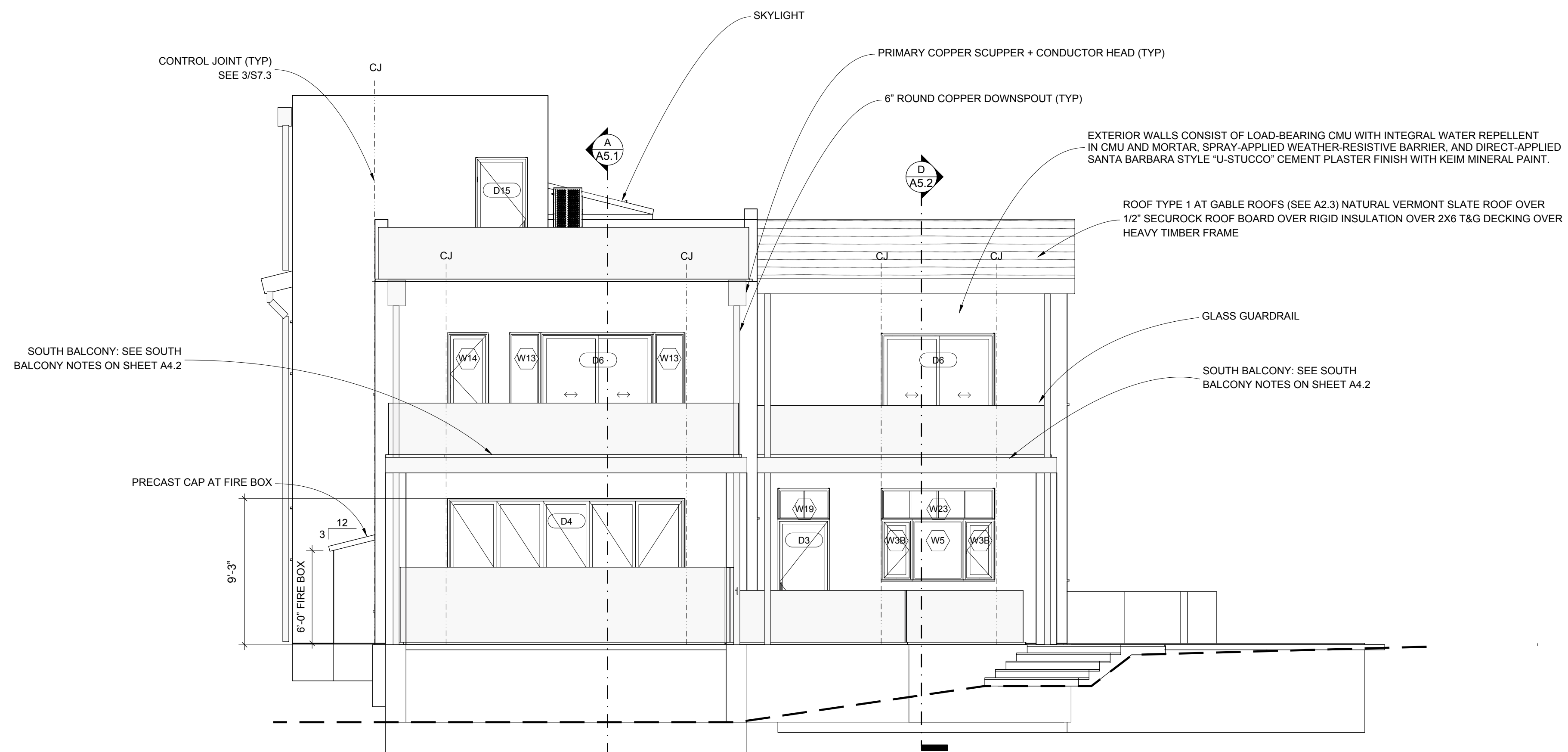
B REFLECTED CEILING PLAN - SECOND FLOOR
 SCALE: 1/4" = 1' - 0"

STANDING BALCONY NOTES (DEFERRED SUBMITTAL)

- BALCONY IS A NON-OCCUPIABLE, STANDING-ONLY EXTERIOR BALCONY FOR INCIDENTAL ACCESS AND FACADE ARTICULATION ONLY. BALCONY IS NOT INTENDED FOR FURNITURE, STORAGE, OR HABITABLE USE.
- BALCONY SHALL BE INDEPENDENTLY SUPPORTED BY STRUCTURAL STEEL BRACKETS ANCHORED TO THE PRIMARY CMU STRUCTURE. BALCONY LOADS SHALL NOT BE SUPPORTED BY WINDOW OR DOOR HEADERS OR NON-STRUCTURAL ELEMENTS.
- BALCONY SHALL BE CONSTRUCTED OF NON-COMBUSTIBLE MATERIALS. ALL STEEL SHALL BE HOT-DIP GALVANIZED OR APPROVED CORROSION-PROTECTED FOR EXTERIOR EXPOSURE. FASTENERS SHALL BE STAINLESS STEEL OR APPROVED EQUIVALENT.
- WALKING SURFACE SHALL BE OPEN METAL GRATING OR SPACED METAL MEMBERS TO ALLOW FREE DRAINAGE. NO SOLID PANS, TRAYS, OR WATER-RETENTIVE SURFACES ARE PERMITTED.
- CONTINUOUS METAL FLASHING WITH END DAMS SHALL BE PROVIDED AT ALL EXTERIOR OPENINGS BELOW THE BALCONY. FLASHING SHALL BE INTEGRATED WITH THE WEATHER-RESISTIVE BARRIER AND STUCCO ASSEMBLY IN A SHINGLE-STYLE MANNER. SEALANT SHALL NOT BE RELIED UPON AS THE PRIMARY WATERPROOFING MEANS.
- WUI COMPLIANCE: BALCONY AND GUARD ASSEMBLIES SHALL BE NON-COMBUSTIBLE AND SHALL NOT CREATE HORIZONTAL LEDGES, PLANTING AREAS, OR CONDITIONS THAT ALLOW THE ACCUMULATION OF EMBERS OR COMBUSTIBLE DEBRIS.



A NORTH ELEVATION
SCALE: 3/16" = 1' - 0"



B SOUTH ELEVATION
SCALE: 3/16" = 1' - 0"



ISSUE DATE 2026-06-05

DRAWN BY RH

ARCHITECT
Robert Habian, AIA
CA LIC. NO. C25348

REV | DATE | DESCRIPTION

PROJECT NAME

**STAMPER
RESIDENCE
FIRE REBUILD**

PROJECT ADDRESS
15303 Earlam Street
Pacific Palisades, CA 90272
APN: 4412-019-023

OWNER
STAMPER JOHN W TR STAMPER TRUST
15303 Earlam Street
Pacific Palisades, CA 90272
TEL: 323-388-6664

SHEET NAME

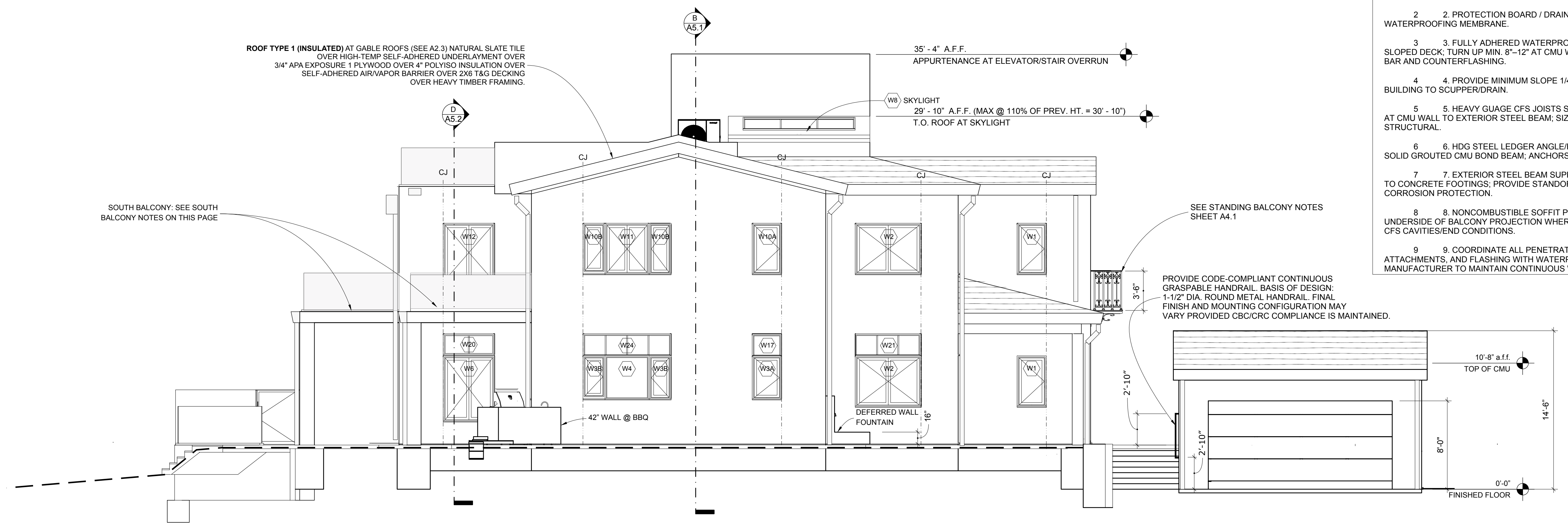
**Exterior
Elevations N&S**

SCALE: 3/16" = 1' - 0"



SHEET NUMBER

A4.1



A EAST ELEVATION
SCALE: 3/16" = 1' - 0"

- SOUTH BALCONY NOTES**
1. PORCELAIN PAVERS ON ADJUSTABLE PEDESTALS (NON-COMBUSTIBLE).
 2. PROTECTION BOARD / DRAINAGE MAT OVER WATERPROOFING MEMBRANE.
 3. FULLY ADHERED WATERPROOFING MEMBRANE OVER SLOPED DECK; TURN UP MIN. 8"-12" AT CMU WALL WITH TERMINATION BAR AND COUNTERFLASHING.
 4. PROVIDE MINIMUM SLOPE 1/4" PER FOOT AWAY FROM BUILDING TO SCUPPER/DRAIN.
 5. HEAVY GAUGE CFS JOISTS SPANNING FROM LEDGER AT CMU WALL TO EXTERIOR STEEL BEAM; SIZE/SPACING PER STRUCTURAL.
 6. HDG STEEL LEDGER ANGLE/PLATE ANCHORED TO SOLID GROUTED CMU BOND BEAM; ANCHORS PER STRUCTURAL.
 7. EXTERIOR STEEL BEAM SUPPORT BY STEEL POSTS TO CONCRETE FOOTINGS; PROVIDE STANDOFF POST BASES AND CORROSION PROTECTION.
 8. NONCOMBUSTIBLE SOFFIT PROTECTION AT UNDERSIDE OF BALCONY PROJECTION WHERE REQUIRED; CLOSE ALL CFS CAVITIES/END CONDITIONS.
 9. COORDINATE ALL PENETRATIONS, GUARDRAIL ATTACHMENTS, AND FLASHING WITH WATERPROOFING MANUFACTURER TO MAINTAIN CONTINUOUS WEATHER BARRIER.



ISSUE DATE 2026-06-05

DRAWN BY RH

ARCHITECT
Robert Habian, AIA
CA LIC. NO. C25348

REV | DATE | DESCRIPTION

PROJECT NAME

STAMPER RESIDENCE FIRE REBUILD

PROJECT ADDRESS
15303 Earlam Street
Pacific Palisades, CA 90272
APN: 4412-019-023

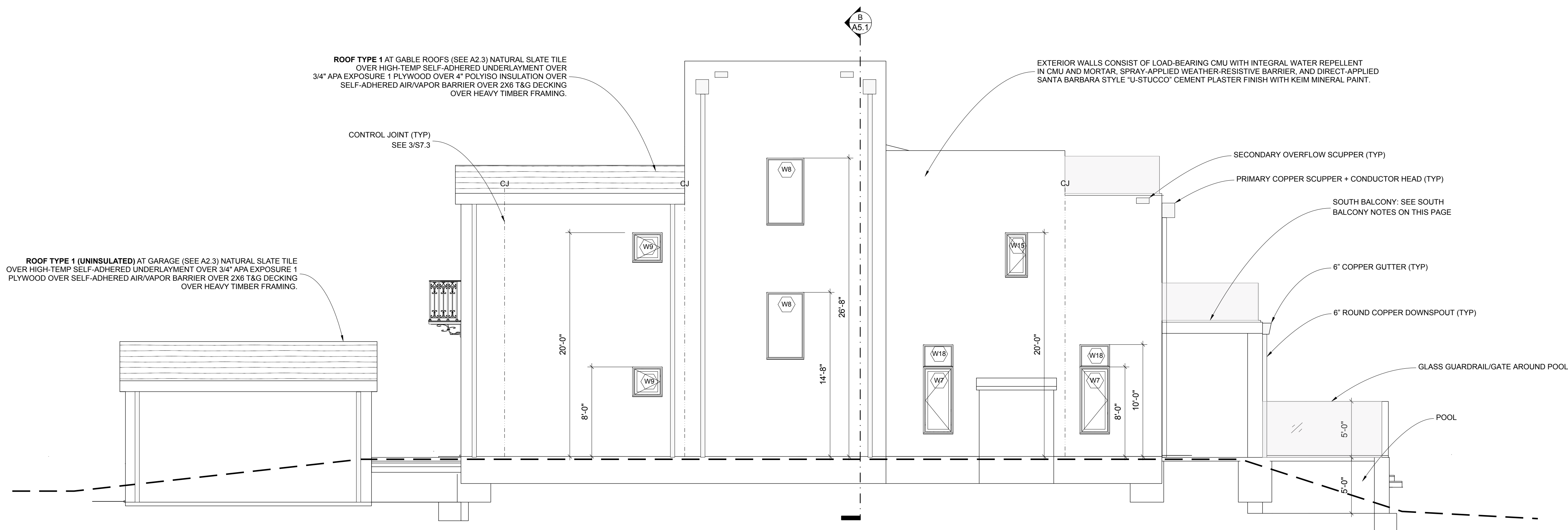
OWNER
STAMPER JOHN W TR STAMPER TRUST
15303 Earlam Street
Pacific Palisades, CA 90272
TEL: 323-388-6664

SHEET NAME
Exterior Elevations E&W

SCALE: 3/16" = 1' - 0"



SHEET NUMBER
A4.2



B WEST ELEVATION
SCALE: 3/16" = 1' - 0"



ISSUE DATE 2026-06-05

DRAWN BY RH

ARCHITECT
 Robert Habian, AIA
 CA LIC. NO. C25348

REV | DATE | DESCRIPTION

REV	DATE	DESCRIPTION

PROJECT NAME

**STAMPER
 RESIDENCE
 FIRE REBUILD**

PROJECT ADDRESS
 15303 Earham Street
 Pacific Palisades, CA 90272
 APN: 4412-019-023

OWNER
 STAMPER JOHN W TR STAMPER TRUST
 15303 Earham Street
 Pacific Palisades, CA 90272
 TEL: 323-388-6664

SHEET NAME

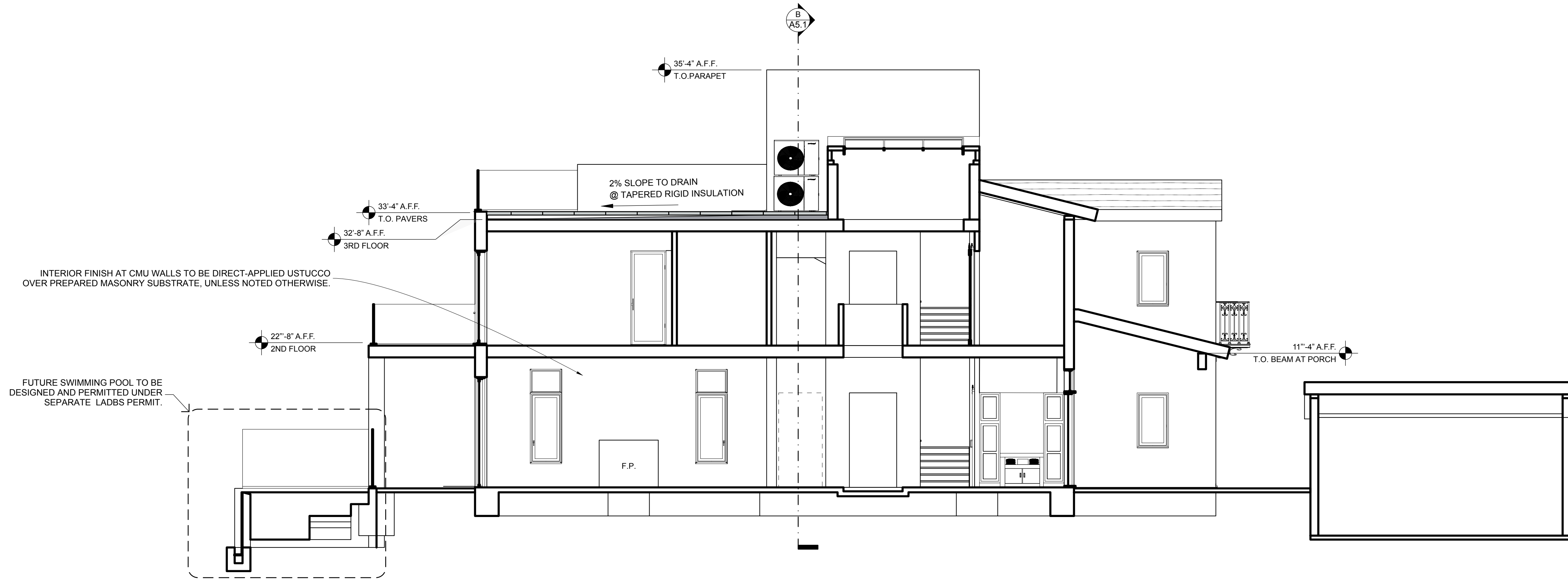
**Building Sections
 (A & B)**

SCALE: 3/16" = 1' - 0"

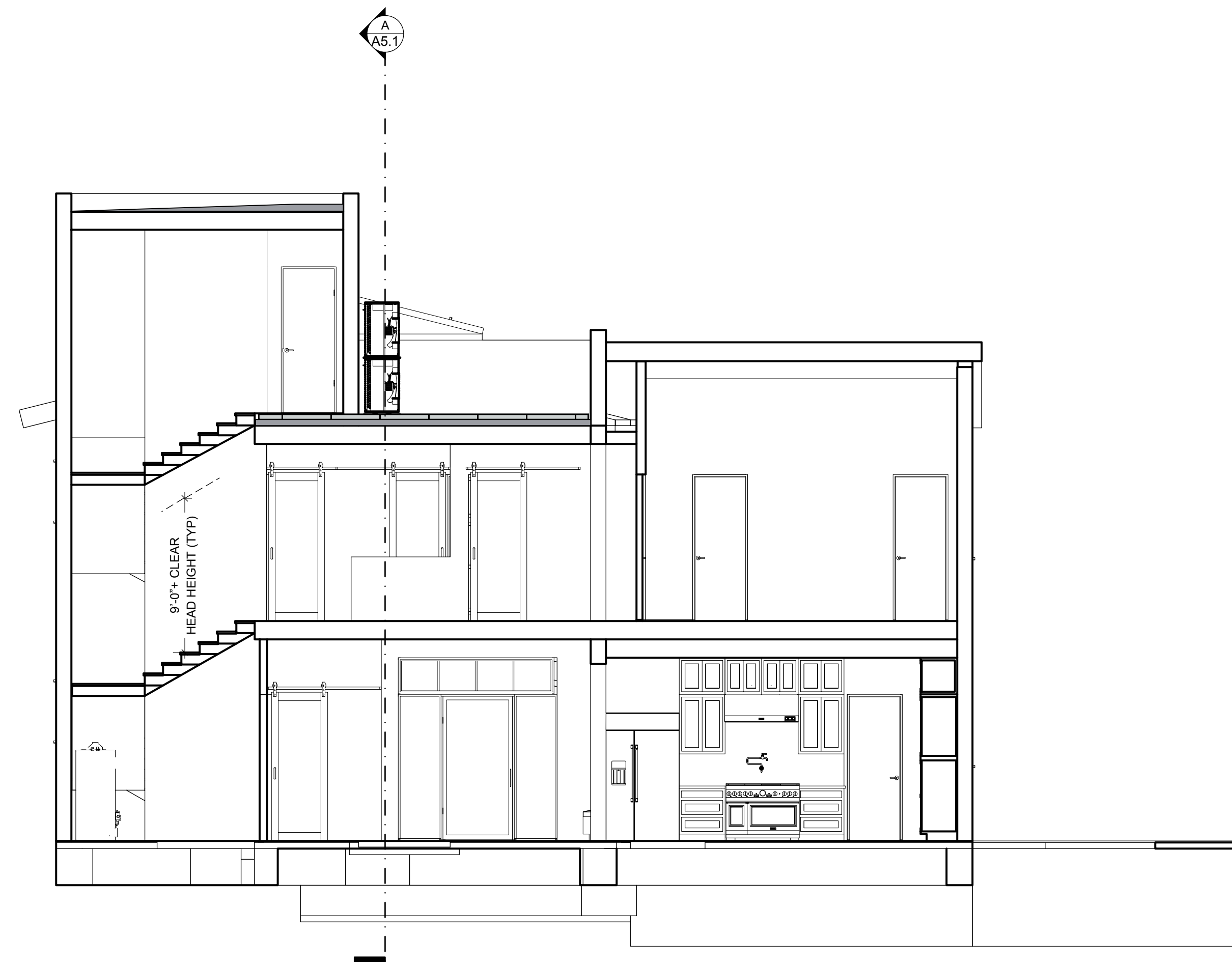


SHEET NUMBER

A5.1



A SECTION A
 SCALE: 3/16" = 1' - 0"



B SECTION B
 SCALE: 3/16" = 1' - 0"



ISSUE DATE 2026-06-05

DRAWN BY RH

ARCHITECT
 Robert Habian, AIA
 CA LIC. NO. C25348

REV | DATE | DESCRIPTION

REV	DATE	DESCRIPTION

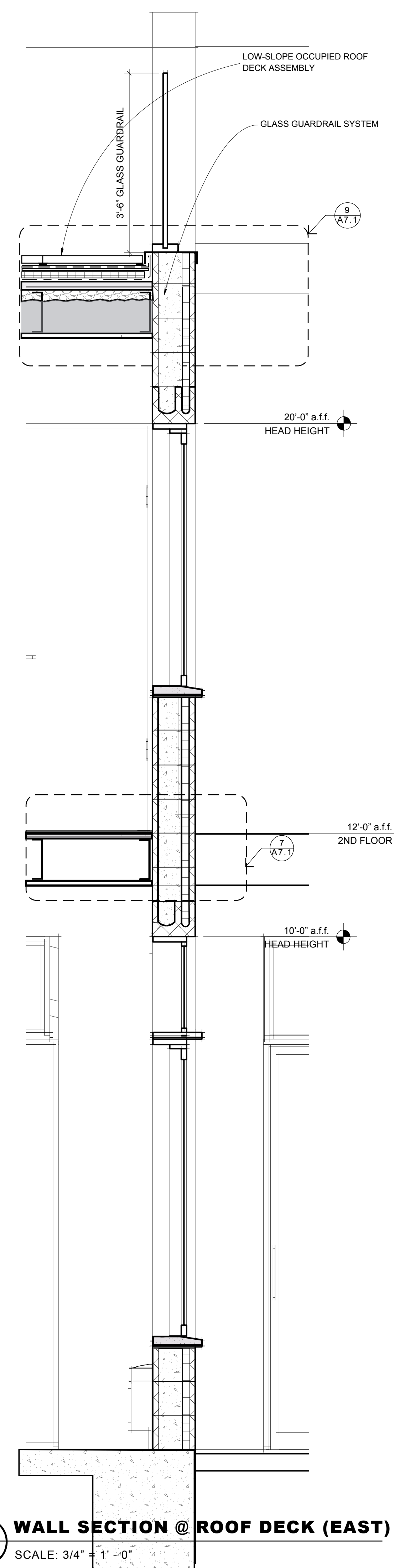
PROJECT NAME
STAMPER RESIDENCE FIRE REBUILD

PROJECT ADDRESS
 15303 Earham Street
 Pacific Palisades, CA 90272
 APN: 4412-019-023

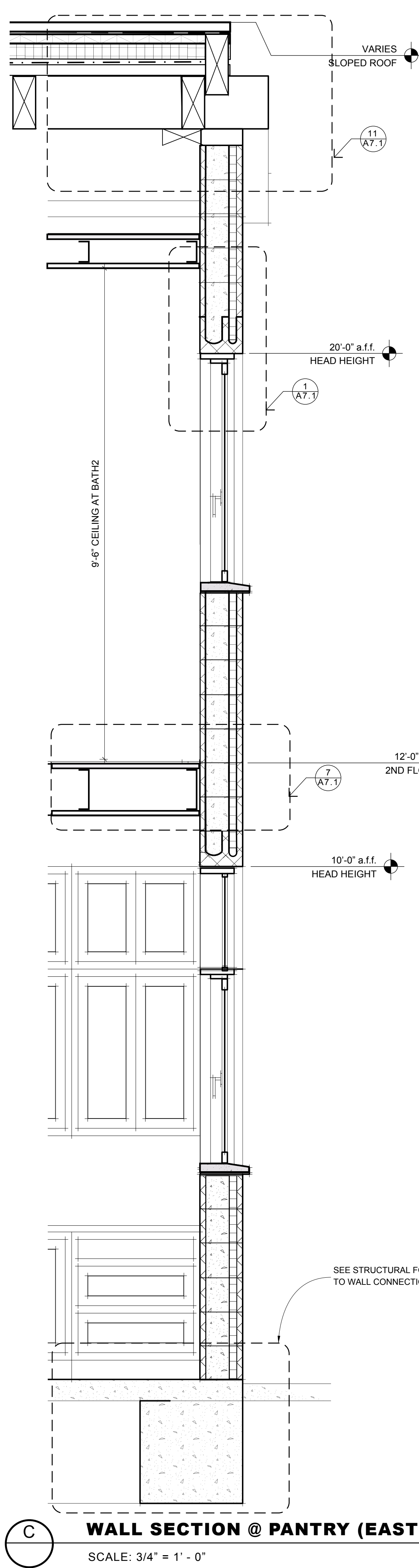
OWNER
 STAMPER JOHN W TR STAMPER TRUST
 15303 Earham Street
 Pacific Palisades, CA 90272
 TEL: 323-388-6664

SHEET NAME
 Wall Sections

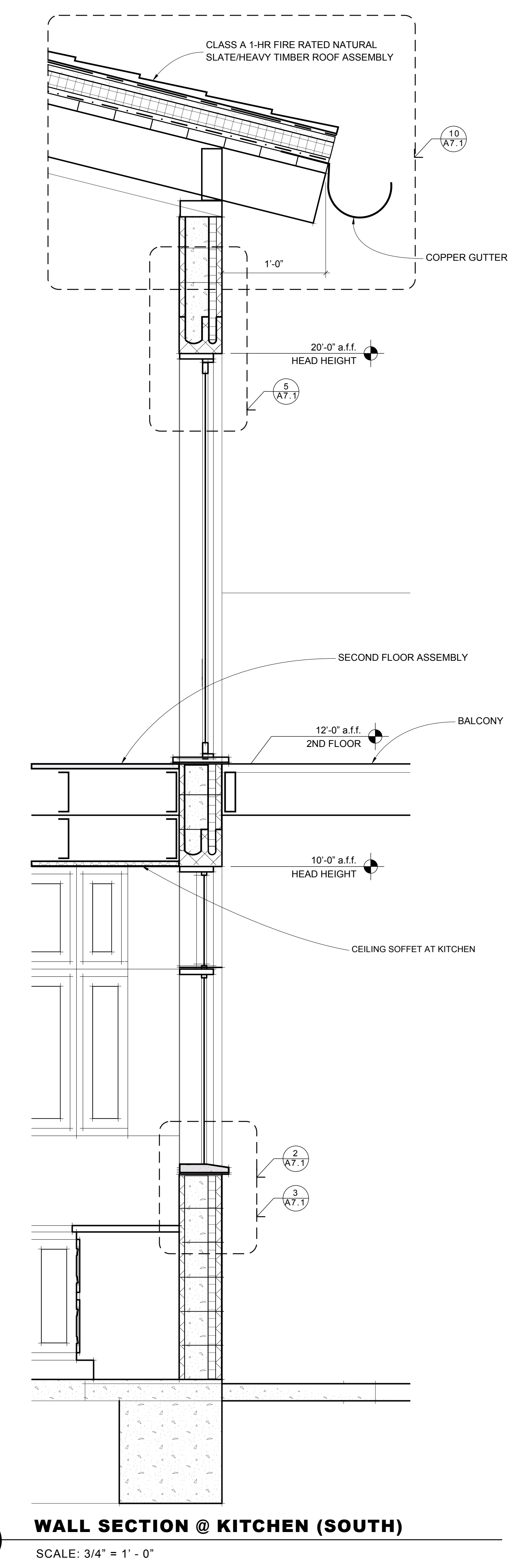
SHEET NUMBER
A5.2



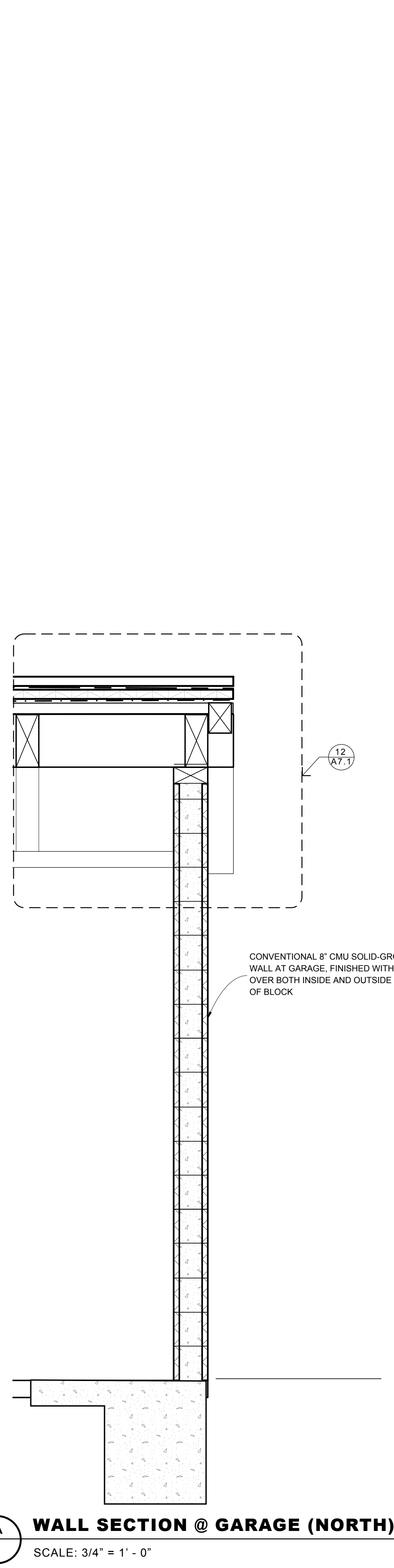
B WALL SECTION @ ROOF DECK (EAST)
 SCALE: 3/4" = 1' - 0"



C WALL SECTION @ PANTRY (EAST)
 SCALE: 3/4" = 1' - 0"



D WALL SECTION @ KITCHEN (SOUTH)
 SCALE: 3/4" = 1' - 0"



A WALL SECTION @ GARAGE (NORTH)
 SCALE: 3/4" = 1' - 0"

SEE STRUCTURAL FOR ALL FOOTING TO WALL CONNECTIONS (TYP)



ISSUE DATE 2026-06-05

DRAWN BY RH

ARCHITECT
 Robert Habian, AIA
 CA LIC. NO. C25348

REV | DATE | DESCRIPTION

REV	DATE	DESCRIPTION

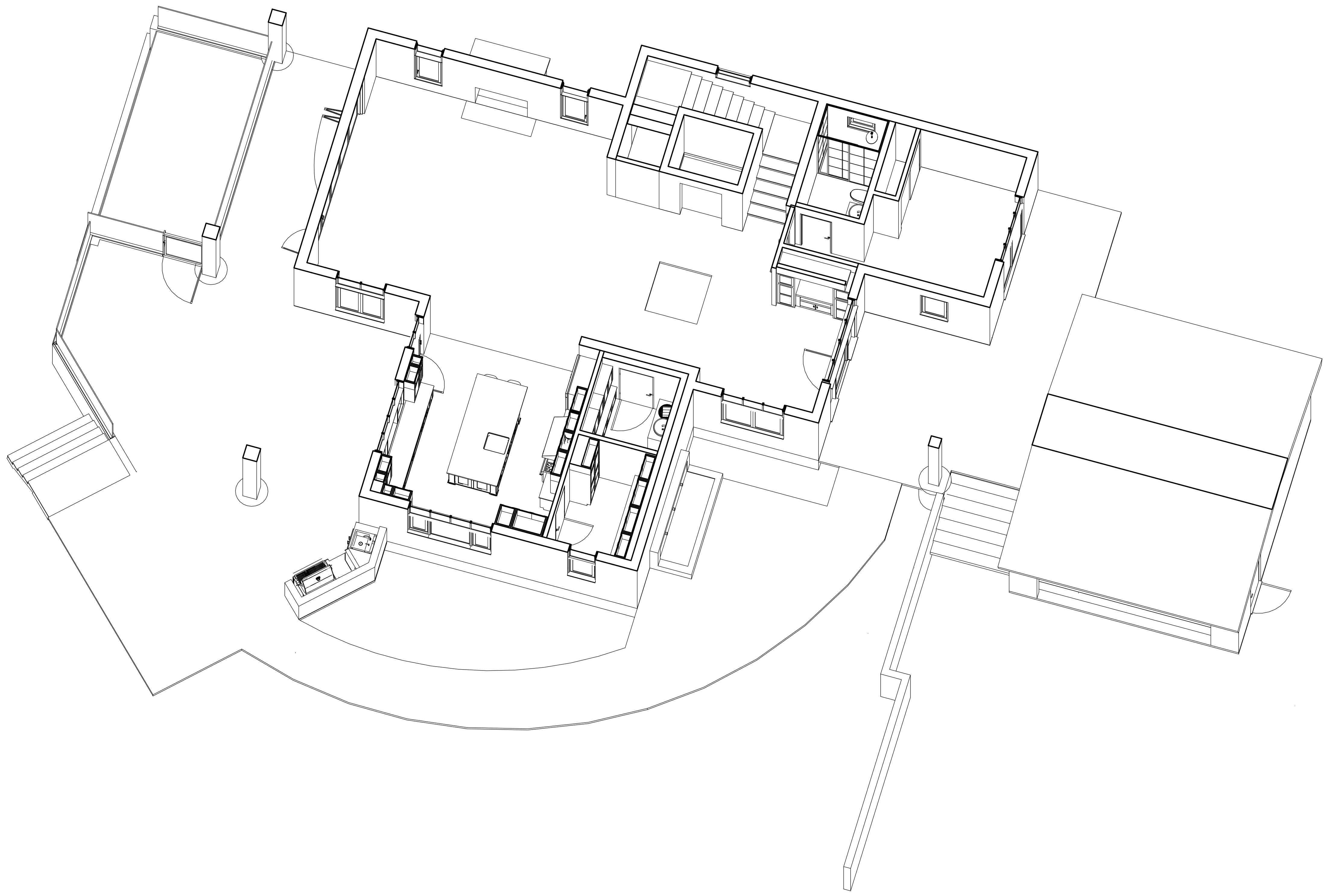
PROJECT NAME
**STAMPER
 RESIDENCE
 FIRE REBUILD**

PROJECT ADDRESS
 15303 Earlam Street
 Pacific Palisades, CA 90272
 APN: 4412-019-023

OWNER
 STAMPER JOHN W TR STAMPER TRUST
 15303 Earlam Street
 Pacific Palisades, CA 90272
 TEL: 323-388-6664

SHEET NAME
 Section
 Perspective
 Level1

SHEET NUMBER
A5.3



A SECTION PERSPECTIVE - LEVEL 1
 SCALE: NTS



ISSUE DATE 2026-06-05

DRAWN BY RH

ARCHITECT
 Robert Habian, AIA
 CA LIC. NO. C25348

REV | DATE | DESCRIPTION

REV	DATE	DESCRIPTION

PROJECT NAME

**STAMPER
 RESIDENCE
 FIRE REBUILD**

PROJECT ADDRESS
 15303 Earlam Street
 Pacific Palisades, CA 90272
 APN: 4412-019-023

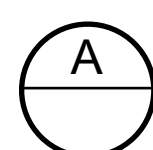
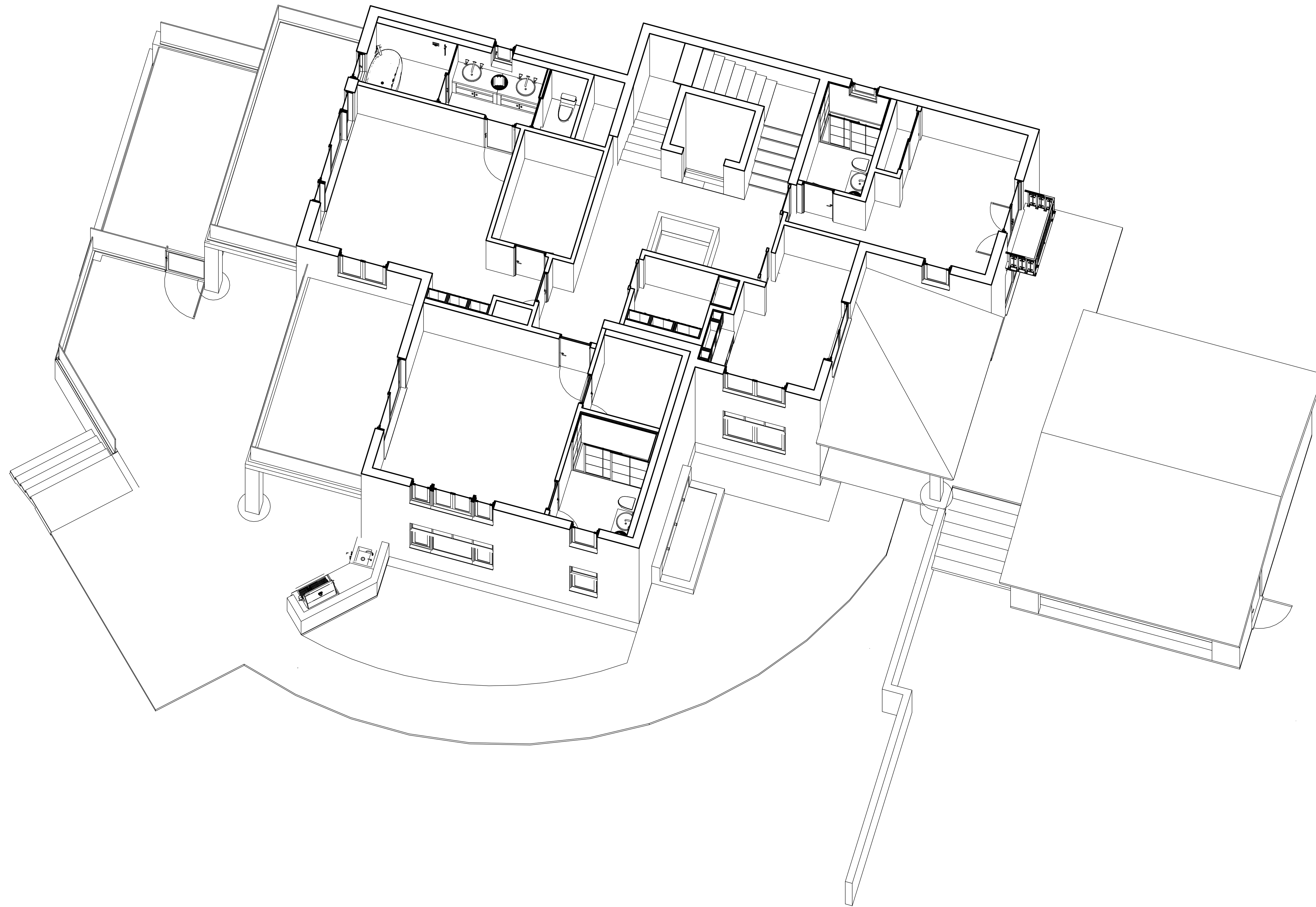
OWNER
 STAMPER JOHN W TR STAMPER TRUST
 15303 Earlam Street
 Pacific Palisades, CA 90272
 TEL: 323-388-6664

SHEET NAME

**Section
 Perspective
 Level2**

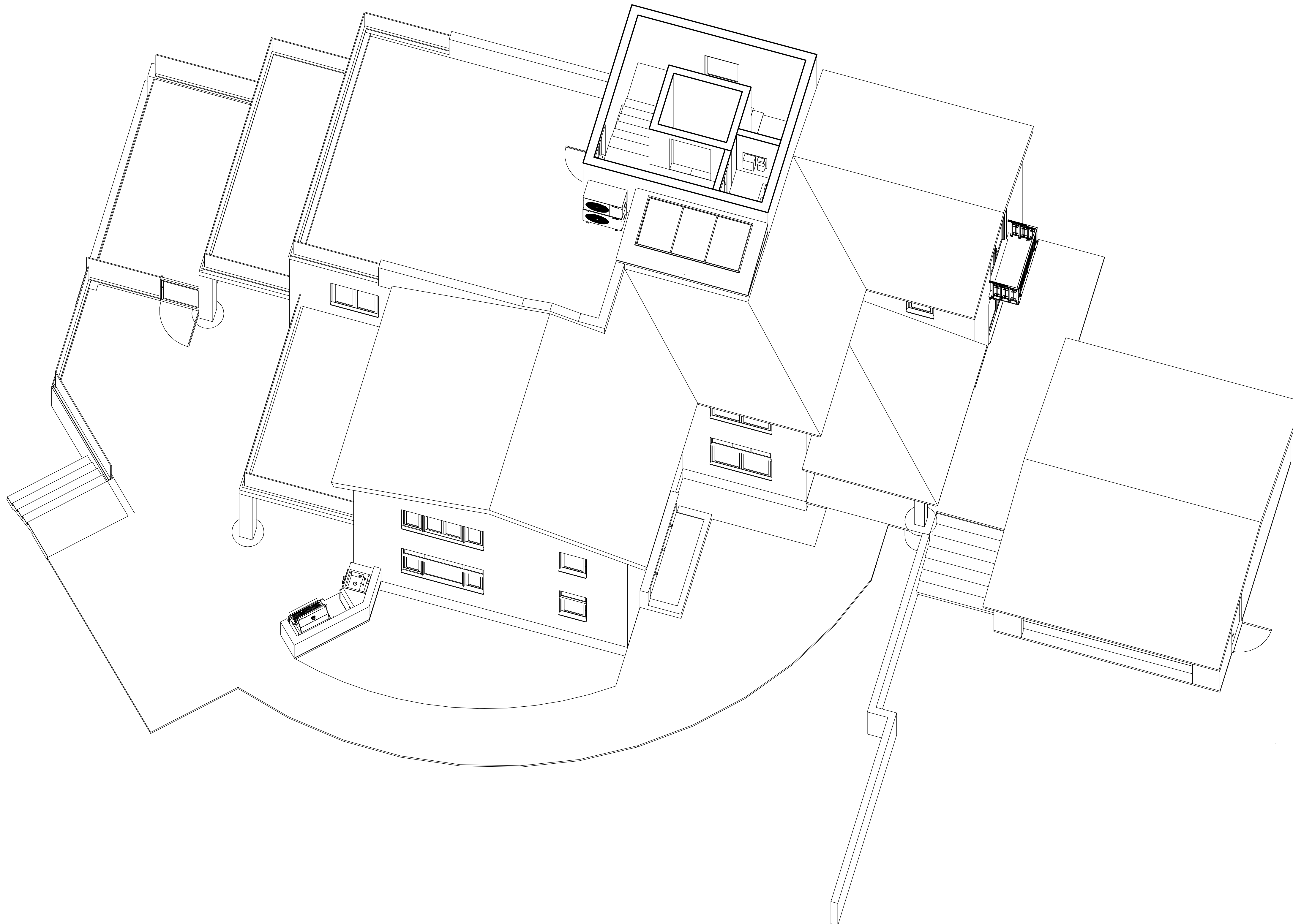
SHEET NUMBER

A5.4



SECTION PERSPECTIVE - LEVEL 2

SCALE: NTS



A

SECTION PERSPECTIVE - LEVEL 3

SCALE: NTS

tect

TECT APP, INC.
 921 11th Street, 2nd Floor
 Sacramento, CA 95814
 TEL: 916-541-8659 | E: bob@tect.com



ISSUE DATE 2026-06-05

DRAWN BY RH

ARCHITECT
 Robert Habian, AIA
 CA LIC. NO. C25348

REV | DATE | DESCRIPTION

REV	DATE	DESCRIPTION

PROJECT NAME
**STAMPER
 RESIDENCE
 FIRE REBUILD**

PROJECT ADDRESS
 15303 Earham Street
 Pacific Palisades, CA 90272
 APN: 4412-019-023

OWNER
 STAMPER JOHN W TR STAMPER TRUST
 15303 Earham Street
 Pacific Palisades, CA 90272
 TEL: 323-388-6664

SHEET NAME
 Section
 Perspective
 Level3

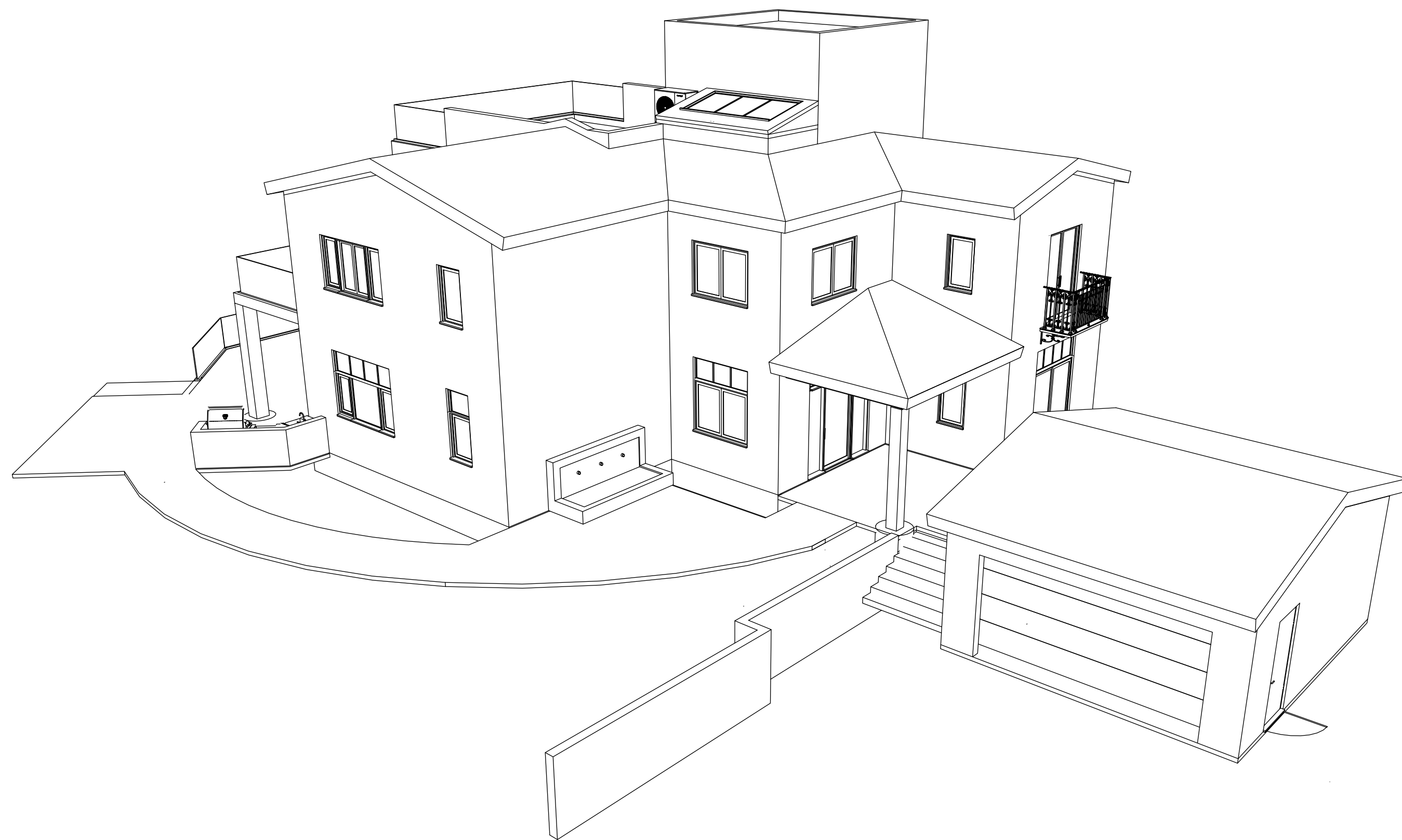
SHEET NUMBER
A5.5



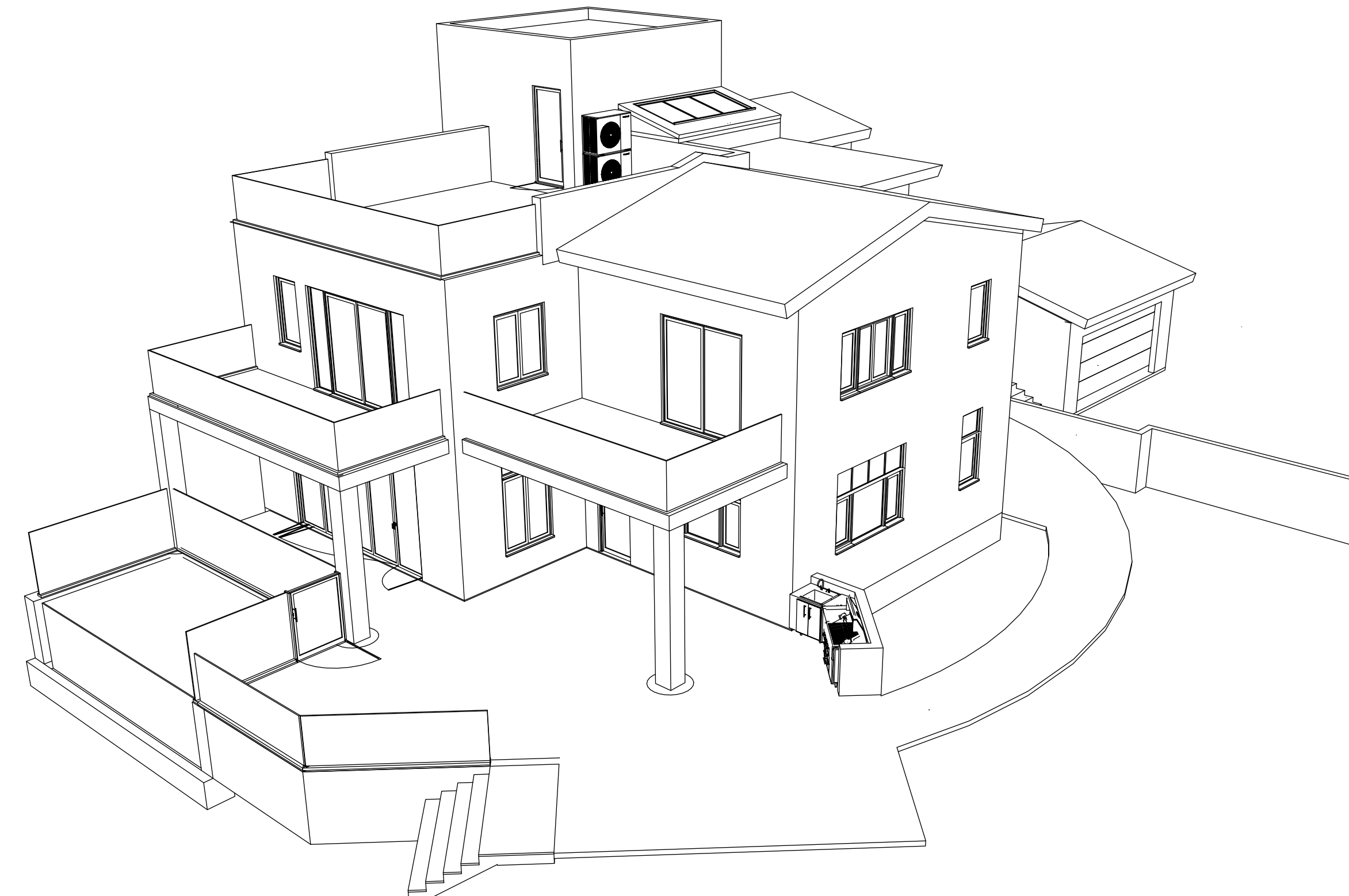
A EXTERIOR PERSPECTIVE LOOKING NORTHEAST
SCALE: NTS



B EXTERIOR PERSPECTIVE LOOKING SOUTH
SCALE: NTS



C BIRDSEYE PERSPECTIVE LOOKING SOUTHWEST
SCALE: NTS



D BIRDSEYE PERSPECTIVE LOOKING NORTHWEST
SCALE: NTS



ISSUE DATE 2026-06-05

DRAWN BY RH

ARCHITECT
Robert Habian, AIA
CA LIC. NO. C25348

REV | DATE | DESCRIPTION

REV	DATE	DESCRIPTION

PROJECT NAME
**STAMPER
RESIDENCE
FIRE REBUILD**

PROJECT ADDRESS
15303 Earlam Street
Pacific Palisades, CA 90272
APN: 4412-019-023

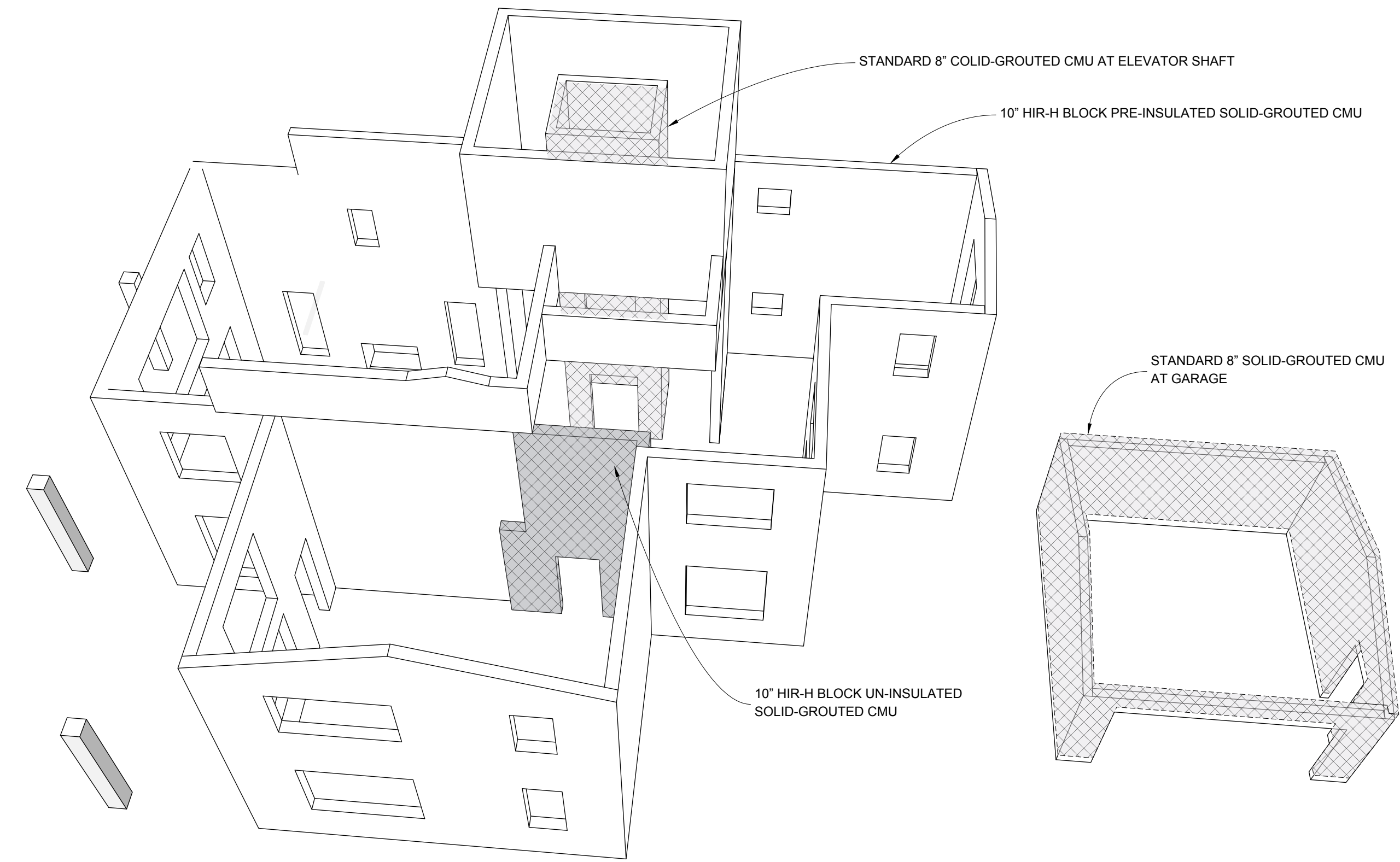
OWNER
STAMPER JOHN W TR STAMPER TRUST
15303 Earlam Street
Pacific Palisades, CA 90272
TEL: 323-388-6664

SHEET NAME
**Exterior
Perspectives**


SHEET NUMBER
A5.6



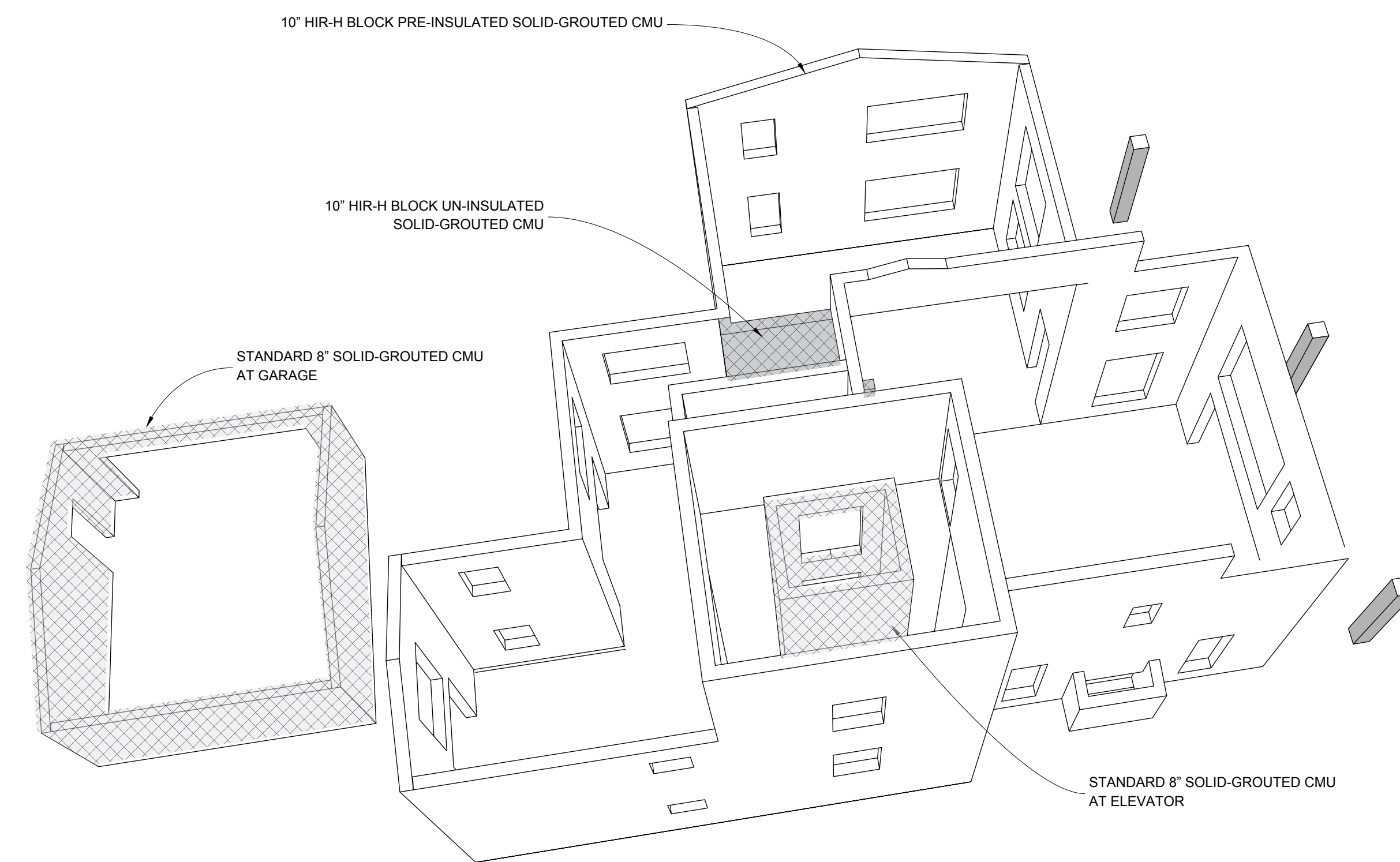
A **EXTERIOR PERSPECTIVE/TOPO - LOOKING NORTHWEST**
SCALE: NTS



B **CONCRETE MASONRY SHELL PERSPECTIVE 1**
SCALE: NTS



C **EXTERIOR PERSPECTIVE/TOPO - LOOKING SOUTHEAST**
SCALE: NTS



D **CONCRETE MASONRY SHELL PERSPECTIVE 2**
SCALE: NTS



ISSUE DATE 2026-06-05

DRAWN BY RH

ARCHITECT
Robert Habian, AIA
CA LIC. NO. C25348

REV | DATE | DESCRIPTION

PROJECT NAME

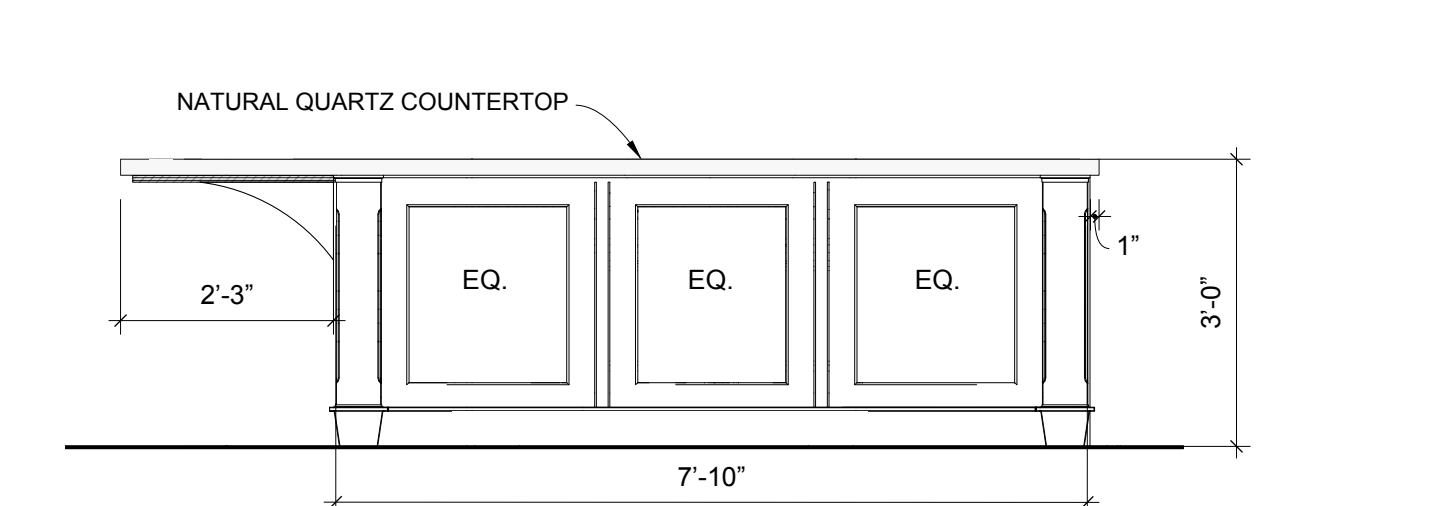
**STAMPER
RESIDENCE
FIRE REBUILD**

PROJECT ADDRESS
15303 Earlam Street
Pacific Palisades, CA 90272
APN: 4412-019-023

OWNER
STAMPER JOHN W TR STAMPER TRUST
15303 Earlam Street
Pacific Palisades, CA 90272
TEL: 323-388-6664

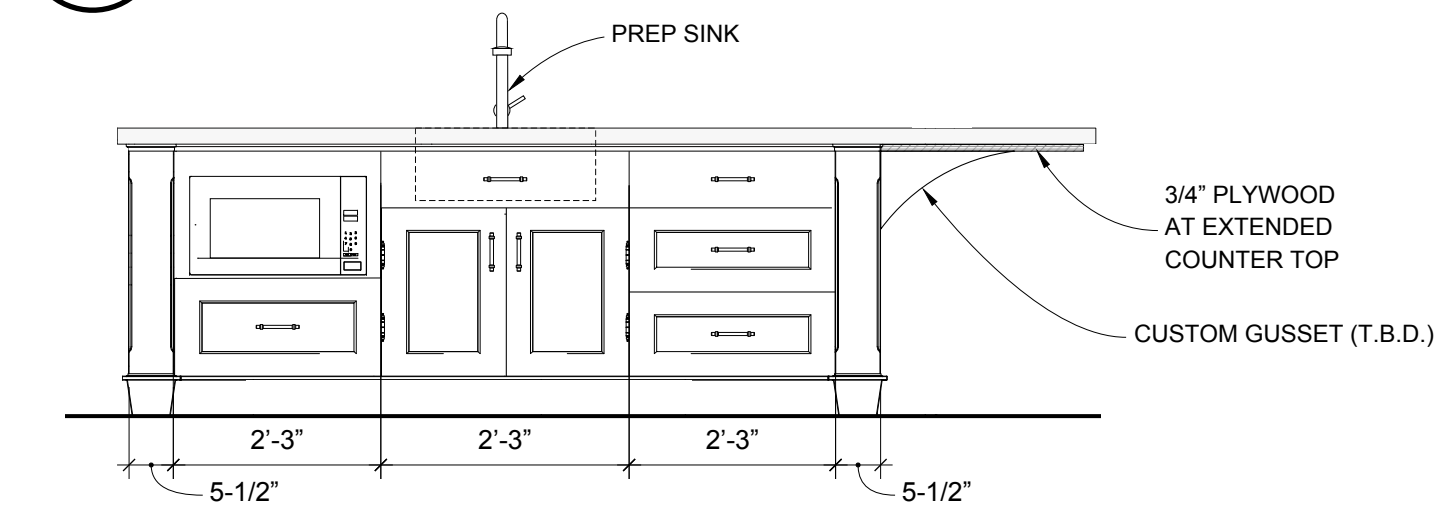
SHEET NAME
**Exterior Topo &
CMU
Perspectives**

SHEET NUMBER
A5.7



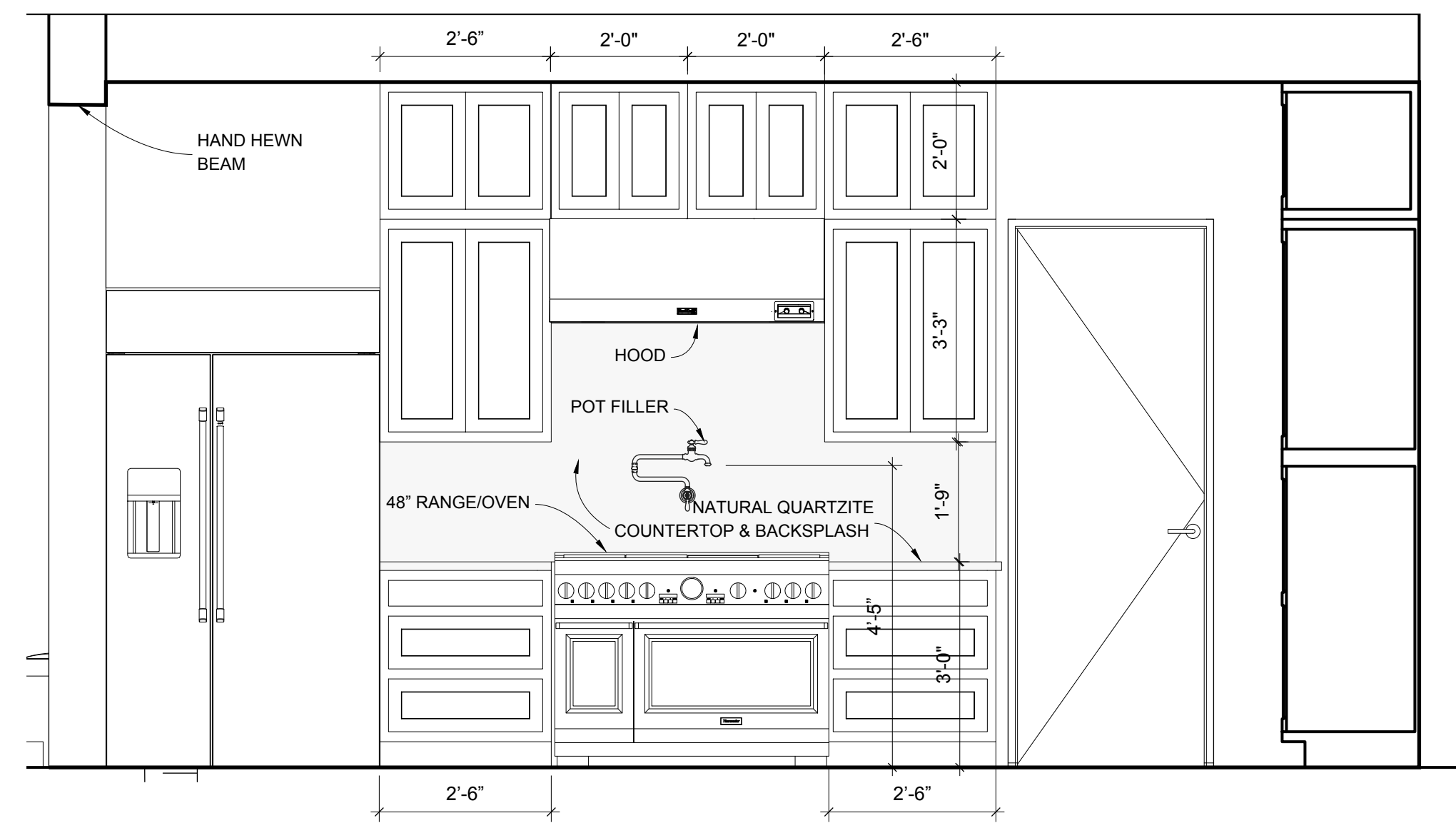
4 KITCHEN ISLAND ELEVATION - SOUTH

SCALE: 1/2" = 1'-0"



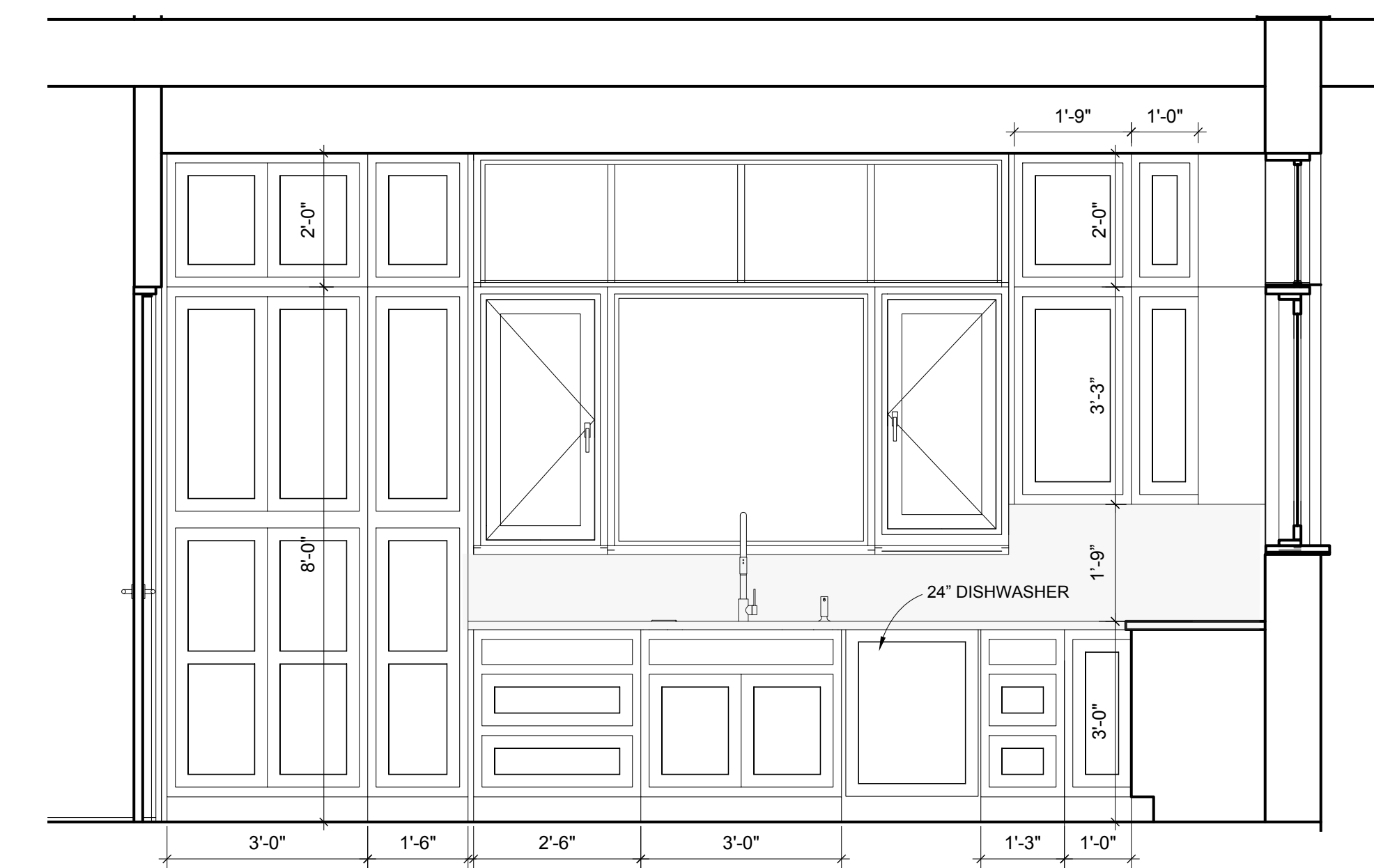
5 KITCHEN ISLAND ELEVATION - NORTH

SCALE: 1/2" = 1'-0"



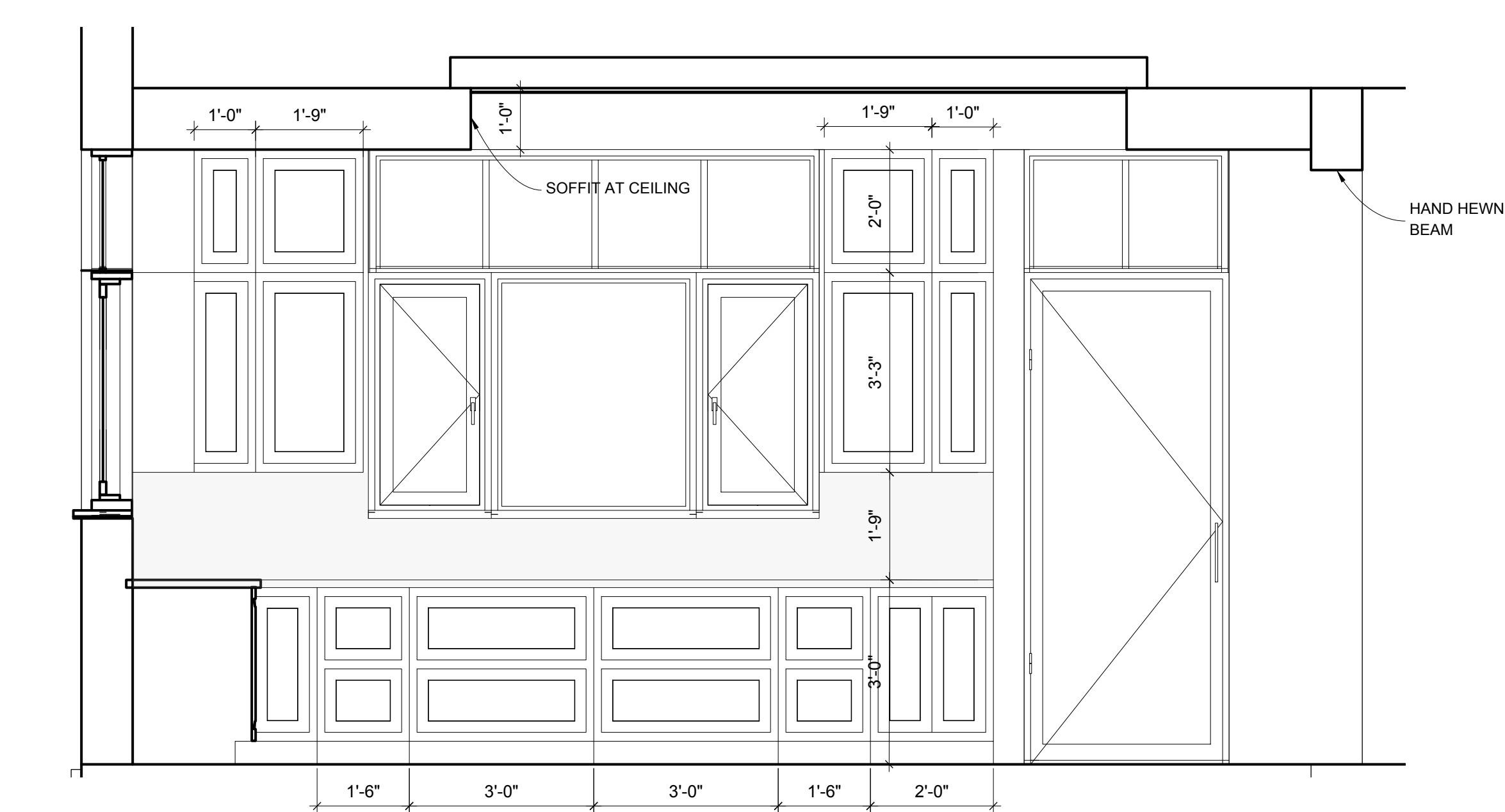
1 KITCHEN INTERIOR ELEVATION - NORTH

SCALE: 1/2" = 1'-0"



2 KITCHEN INTERIOR ELEVATION - EAST

SCALE: 1/2" = 1'-0"



3 KITCHEN INTERIOR ELEVATION - SOUTH

SCALE: 1/2" = 1'-0"



TECT APP, INC.
 921 11th Street, 2nd Floor
 Sacramento, CA 95814
 TEL: 916-541-8659 | E: bob@tect.com



ISSUE DATE 2026-06-05

DRAWN BY RH

ARCHITECT
 Robert Habian, AIA
 CA LIC. NO. C25348

REV | DATE | DESCRIPTION


PROJECT NAME
**STAMPER
 RESIDENCE
 FIRE REBUILD**

PROJECT ADDRESS
 15303 Earlam Street
 Pacific Palisades, CA 90272
 APN: 4412-019-023

OWNER
 STAMPER JOHN W TR STAMPER TRUST
 15303 Earlam Street
 Pacific Palisades, CA 90272
 TEL: 323-388-6664

SHEET NAME
 Interior
 Elevations

SHEET NUMBER
A6.1



ISSUE DATE 2026-06-05

DRAWN BY RH

ARCHITECT
Robert Habian, AIA
CA LIC. NO. C25348

REV | DATE | DESCRIPTION

PROJECT NAME

STAMPER RESIDENCE FIRE REBUILD

PROJECT ADDRESS
15303 Earlam Street
Pacific Palisades, CA 90272
APN: 4412-019-023

OWNER
STAMPER JOHN W TR STAMPER TRUST
15303 Earlam Street
Pacific Palisades, CA 90272
TEL: 323-388-6664

SHEET NAME

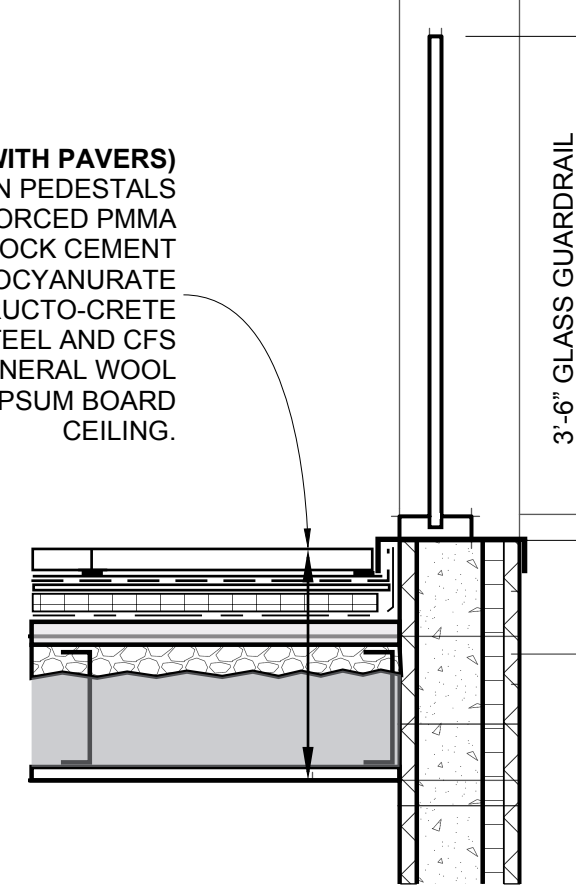
Architectural Details

SCALE: VARIES

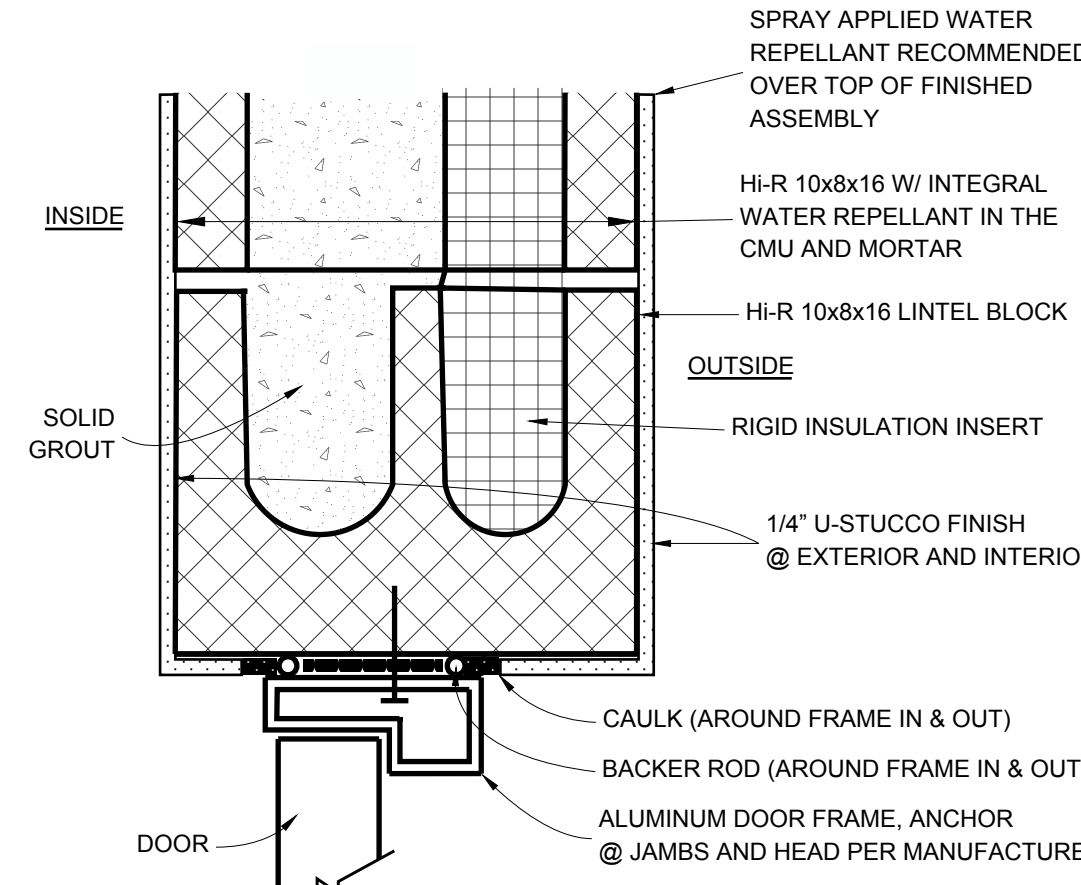
SHEET NUMBER

A7.1

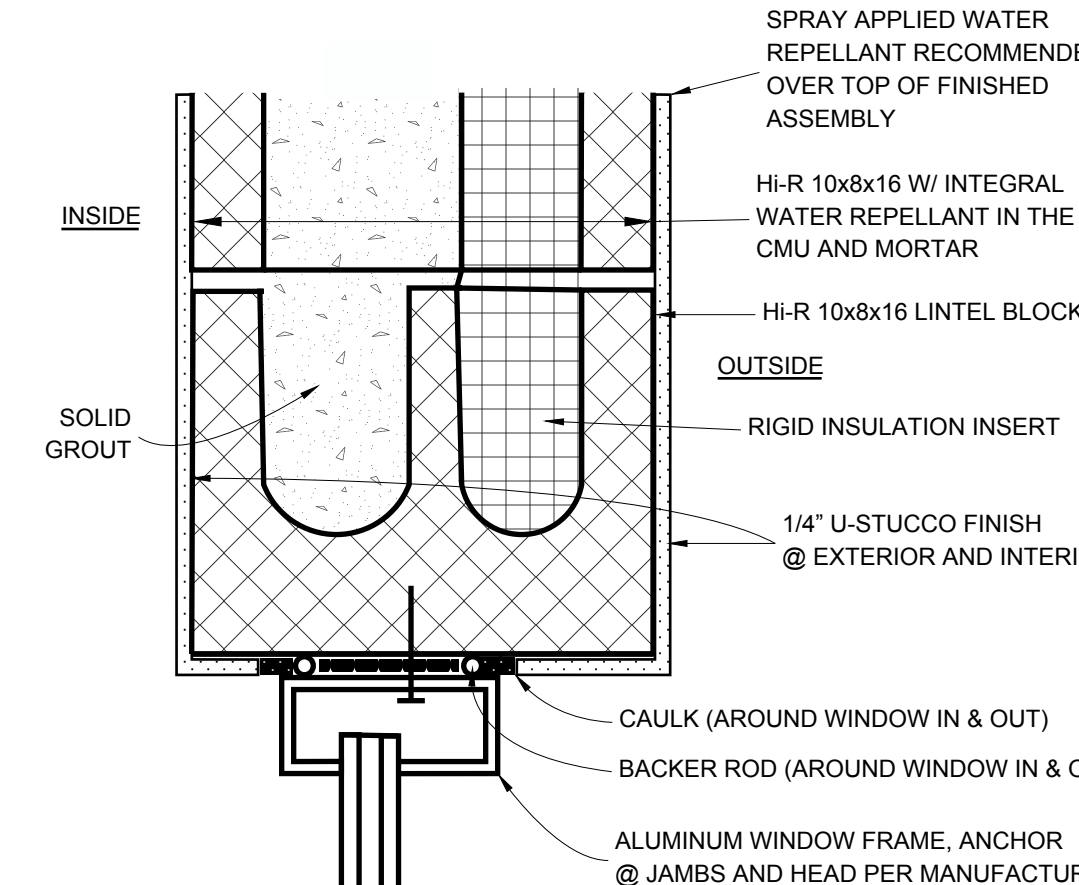
ROOF TYPE 2 (INSULATED WITH PAVERS)
24" X 24" CONCRETE PAVERS ON PEDESTALS OVER PROTECTION MAT, REINFORCED PMMA MEMBRANE, 1/2" USG SECUROCK CEMENT ROOF BOARD, TAPERED POLYISOCYANURATE INSULATION, 1-1/2" USG STRUCTO-CRETE STRUCTURAL ROOF DECK, STEEL AND CFS FRAMING, CLOSED-CELL SPF, MINERAL WOOL INSULATION, AND 5/8" TYPE X GYPSUM BOARD CEILING.



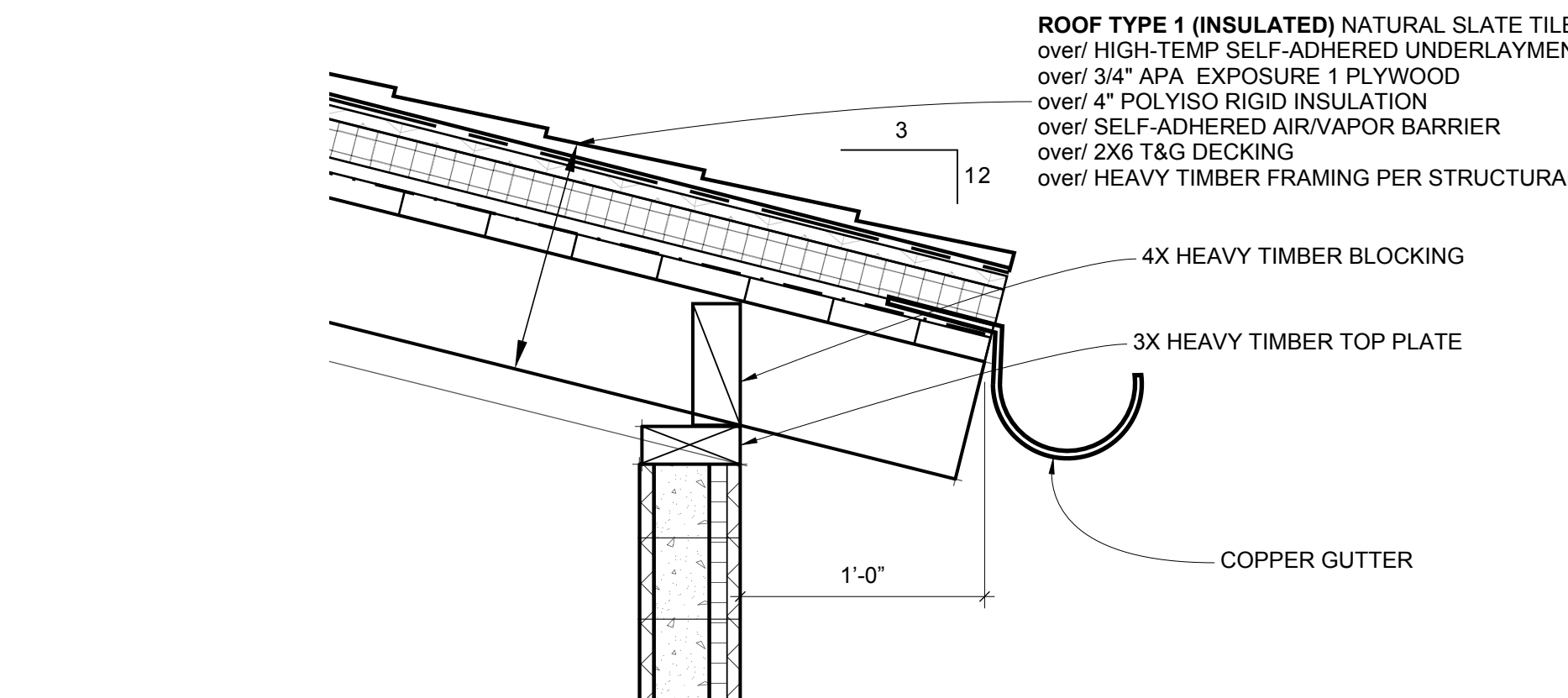
9 LOW SLOPE ROOF DECK
SCALE: 3" = 1' - 0"



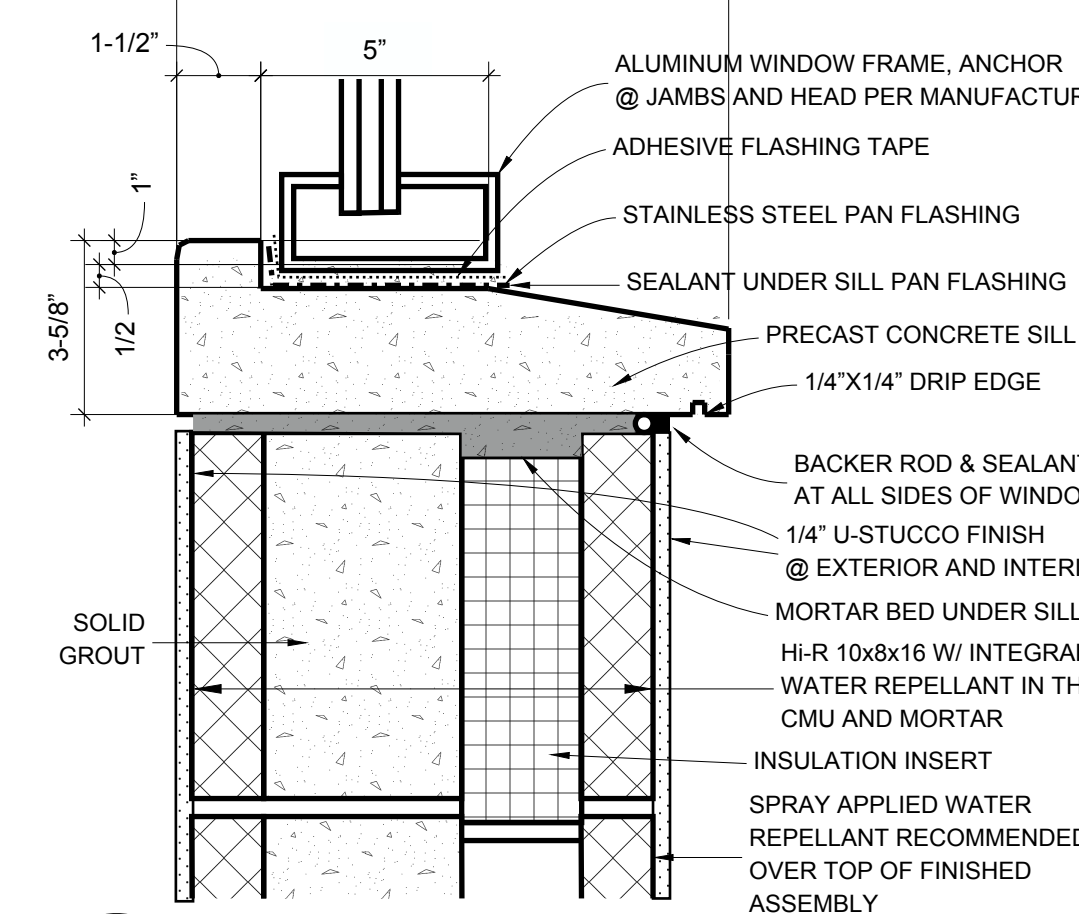
5 DOOR HEAD AND JAMB
SCALE: 3" = 1' - 0"



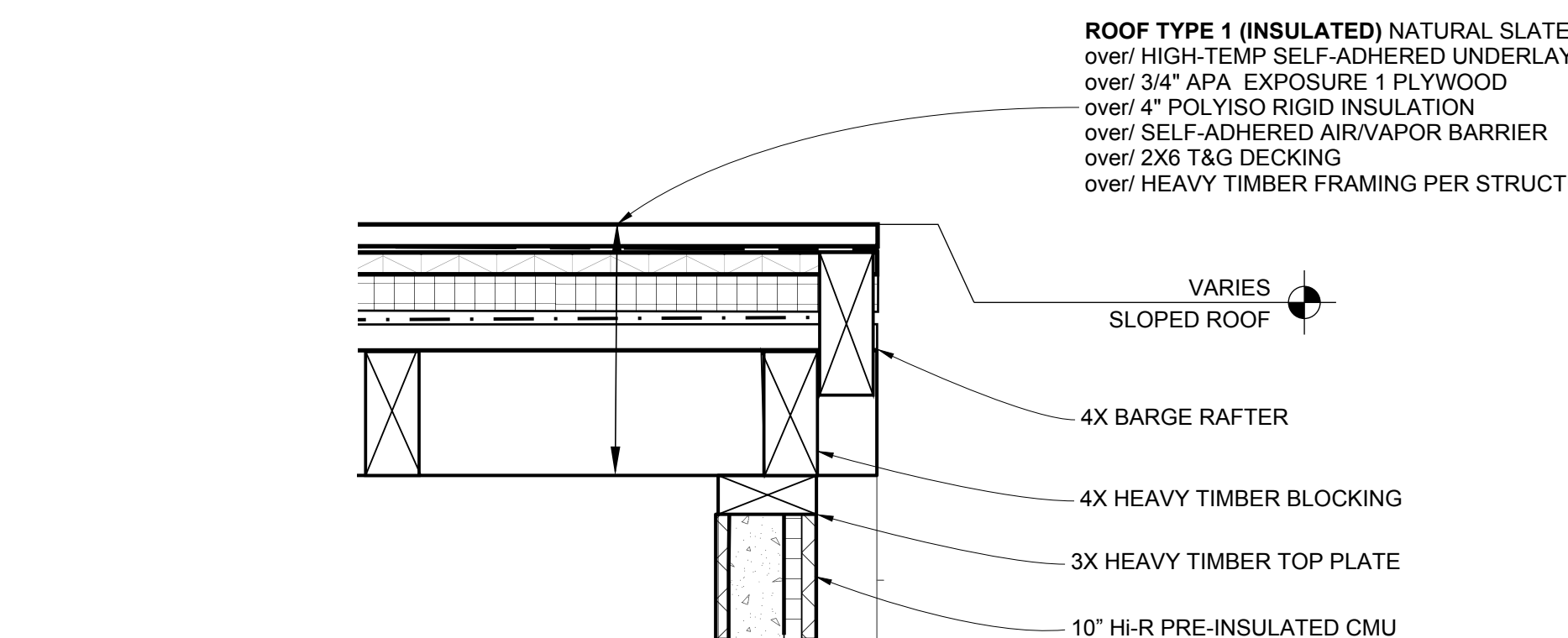
1 WINDOW HEAD AND JAMB
SCALE: 3" = 1'-0"



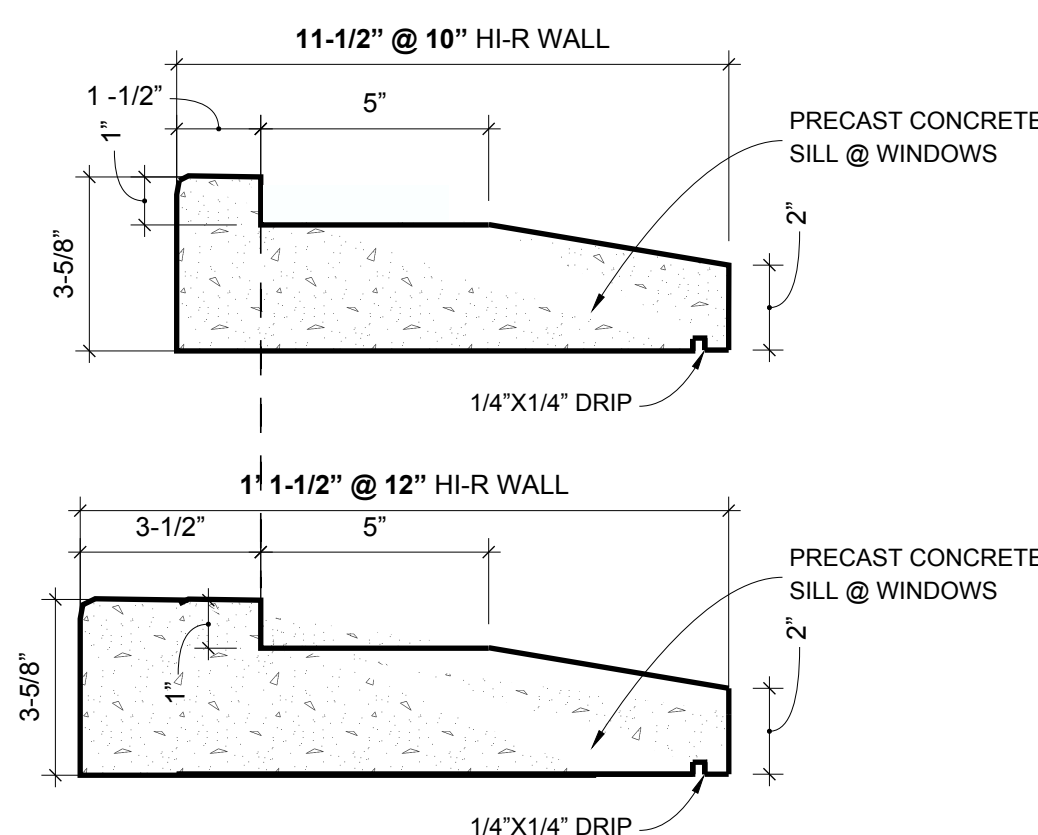
10 SLOPED SLATE ROOF EAVE
SCALE: 3/4" = 1' - 0"



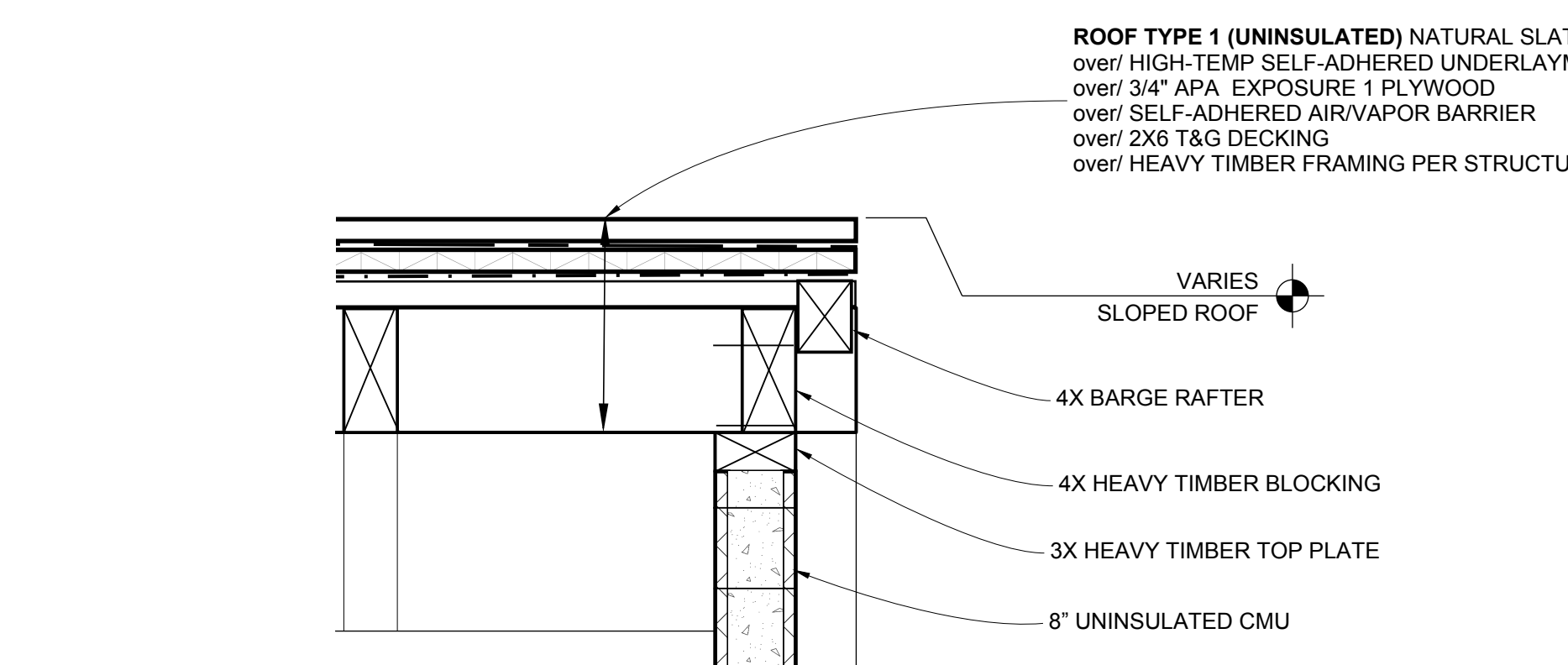
2 WINDOW SILL
SCALE: 3" = 1' - 0"



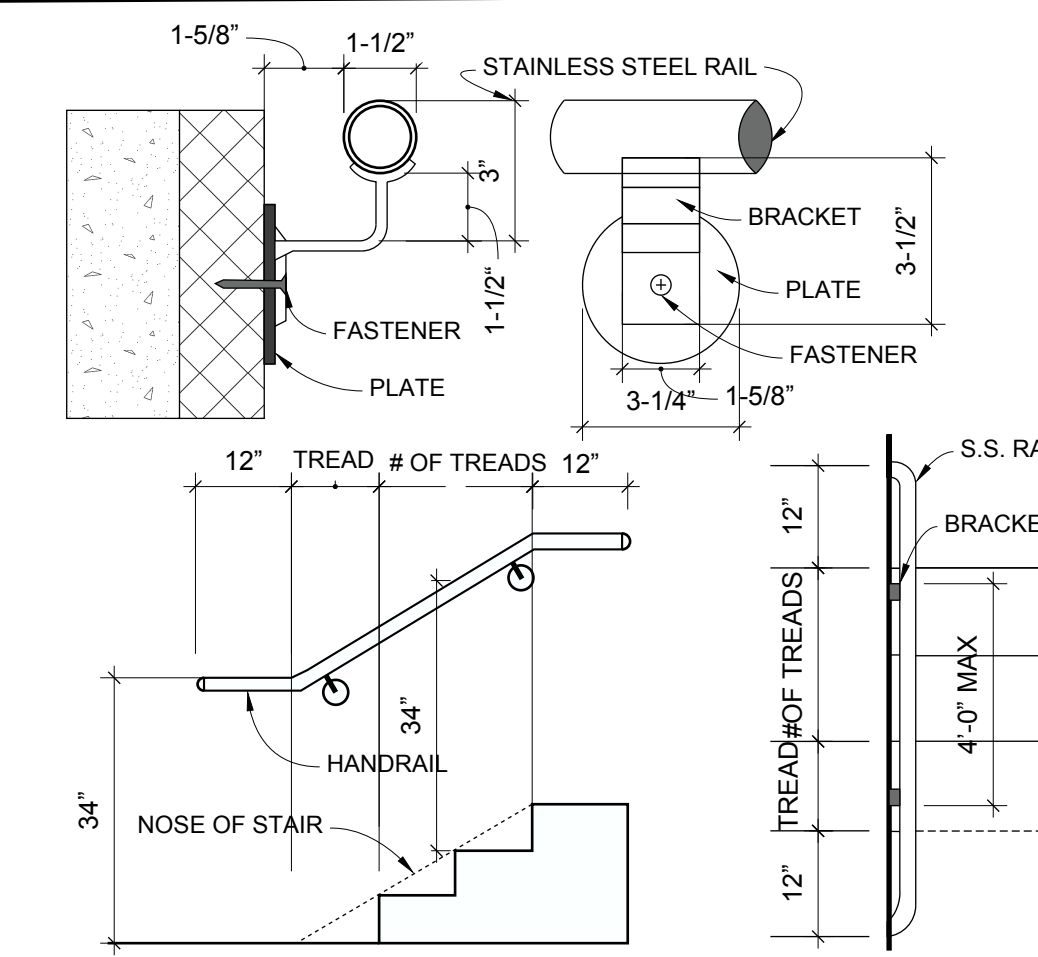
11 SLOPED SLATE ROOF GABLE END
SCALE: 3/4" = 1' - 0"



3 WINDOW SILL OPTIONS
SCALE: 3" = 1' - 0"



12 SLOPED SLATE ROOF GABLE END @ GARAGE
SCALE: 3/4" = 1' - 0"



4 HANDRAIL DETAIL (TYP)
SCALE: NOT TO SCALE

DOOR SCHEDULE

MARK	LOCATION (ROOM #)	TYPE	SIZE	MATERIAL	RATING	FRAME TYPE	NOTES
D1	BEDROOM 4 (111)	SLIDER	6'-8" X 8'-0"	ALUMINUM/TEMPERED LOW-E GLASS	NR	BLOCK FRAME	MULLED WITH W22 TRANSOM ABOVE
D2	ENTRY (101)	SWING	4'-0" X 8'-0"	ALUMINUM/TEMPERED LOW-E GLASS	NR	BLOCK FRAME	MULLED WITH W16 SIDELITE AND W25 TRANSOM
D3	KITCHEN (104)	SWING	3'-4" X 8'-0"	ALUMINUM/TEMPERED LOW-E GLASS	NR	BLOCK FRAME	MULLED WITH W19 TRANSOM ABOVE
D4	FAMILY (107)	5-PANEL FOLDING	15'-4" X 9'-0"	ALUMINUM/TEMPERED LOW-E GLASS	NR	BLOCK FRAME	NANAWALL FOLDING GLASS WALL
D5	BEDROOM 3 (212)	PAIR FRENCH	5'-4" X 8'-0"	ALUMINUM/TEMPERED LOW-E GLASS	NR	BLOCK FRAME	
D6	SECONDARY SUITE (205)	SLIDER	7'-4" X 8'-0"	ALUMINUM/TEMPERED LOW-E GLASS	NR	BLOCK FRAME	
D6	PRIMARY SUITE (206)	SLIDER	7'-4" X 8'-0"	ALUMINUM/TEMPERED LOW-E GLASS	NR	BLOCK FRAME	MULLED WITH W13 SIDELIGHT BOTH SIDES
D7	BEDROOM 3 (212)	CLOSET SLIDER	6'-0" X 8'-0"	WOOD	NR	TRACK	TRACK TOP AND BOTTOM
D7	BEDROOM 4 (111)	CLOSET SLIDER	6'-0" X 8'-0"	WOOD	NR	TRACK	TRACK TOP AND BOTTOM
D8	BATH 4.5 (102)	SWING	3'-0" X 8'-0"	WOOD	NR	PRE-HUNG WOOD	INTERIOR STANDARD WOOD DOOR
D8	PANTRY (103)	SWING	3'-0" X 8'-0"	WOOD	NR	PRE-HUNG WOOD	INTERIOR STANDARD WOOD DOOR
D8	BATH 4 (110)	SWING	3'-0" X 8'-0"	WOOD	NR	PRE-HUNG WOOD	INTERIOR STANDARD WOOD DOOR
D8	SECONDARY CLOSET (203)	SWING	3'-0" X 8'-0"	WOOD	NR	PRE-HUNG WOOD	INTERIOR STANDARD WOOD DOOR
D8	BATH 2 (204)	SWING	3'-0" X 8'-0"	WOOD	NR	PRE-HUNG WOOD	INTERIOR STANDARD WOOD DOOR
D8	SECONDARY SUITE (205)	SWING	3'-0" X 8'-0"	WOOD	NR	PRE-HUNG WOOD	INTERIOR STANDARD WOOD DOOR
D8	PRIMARY SUITE (206)	SWING	3'-0" X 8'-0"	WOOD	NR	PRE-HUNG WOOD	INTERIOR STANDARD WOOD DOOR
D8	PRIMARY CLOSET (209)	SWING	3'-0" X 8'-0"	WOOD	NR	PRE-HUNG WOOD	INTERIOR STANDARD WOOD DOOR
D8	BATHROOM 3 (211)	SWING	3'-0" X 8'-0"	WOOD	NR	PRE-HUNG WOOD	INTERIOR STANDARD WOOD DOOR
D9	BEDROOM 4 (111)	BARN	3'0" X 8'-0"	WOOD	NR	BARN TRACK	TRACK TOP
D9	STUDY (201)	BARN	3'0" X 8'-0"	WOOD	NR	BARN TRACK	TRACK TOP
D9	LAUNDRY (202)	BARN	3'0" X 8'-0"	WOOD	NR	BARN TRACK	TRACK TOP
D9	BEDROOM 3 (212)	BARN	3'0" X 8'-0"	WOOD	NR	BARN TRACK	TRACK TOP
D10	STORAGE (109)	SWING	4'-0" X 8'-0"	WOOD	NR	CUSTOM WOOD	STEALTH DOOR (HIDDEN REVEAL)
D11	PRIMARY BATH (208)	SWING	3'-0" X 8'-0"	WOOD/TEMPERED GLASS	NR	PRE-HUNG WOOD	
D12	PRIMARY STEAM (207)	SWING	3'-0" X 9'-6"	TEMPERED GLASS	NR	WALL MOUNTED HINGES	CUSTOM GLASS SHOWER DOOR
D13	PRIMARY BATH (208)	POCKET	3'-0" X 8'-0"	WOOD	NR	POCKET	
D14	MECH RM (301)	SWING	3'-0" X 8'-0"	METAL	NR	PRE-HUNG METAL	METAL DOOR W/ 24" X 72" LOUVER
D15	LANDING/HALL 3 (302)	SWING	3'-4" X 8'-0"	ALUMINUM/TEMPERED LOW-E GLASS	NR	BLOCK FRAME	EXTERIOR
D16	GARAGE (112)	OVERHEAD	16'-0" X 8'-0"	WOOD	NR	SIDE TRACK	EXTERIOR
D17	POOL	SWING	4'-0" X 5'-0"	TEMPERED GLASS	SELF-CLOSING	FRAMELESS	CUSTOM GLASS SAFETY BARRIER DOOR

WINDOW SCHEDULE

MARK	LOCATION	TYPE	SIZE	FRAME	GLAZING	U	SHGC	EGRESS	NOTES
W1	BEDRM 4 (111)	CASEMENT	2'-8" X 4'-8"	ALUM (THERM) / BLOCK FRAME	TEMPERED LOW-E IGU	≤0.30	≤0.23	YES	
W1	BEDRM 3 (212)	CASEMENT	2'-8" X 4'-8"	ALUM (THERM) / BLOCK FRAME	TEMPERED LOW-E IGU			YES	
W2	ENTRY (101)	DOUBLE CASEMENT	6'-0" X 4'-8"	ALUM (THERM) / BLOCK FRAME	TEMPERED LOW-E IGU				MULLED WITH W21 TRANSOM ABOVE
W2	STUDY (201)	DOUBLE CASEMENT	6'-0" X 4'-8"	ALUM (THERM) / BLOCK FRAME	TEMPERED LOW-E IGU				
W2	STUDY (201)	DOUBLE CASEMENT	6'-0" X 4'-8"	ALUM (THERM) / BLOCK FRAME	TEMPERED LOW-E IGU				
W3A	PANTRY (103)	CASEMENT	2'-8" X 4'-0"	ALUM (THERM) / BLOCK FRAME	TEMPERED LOW-E IGU				MULLED WITH W17 TRANSOM ABOVE
W3B	KITCHEN (104)	CASEMENT	2'-0" X 4'-0"	ALUM (THERM) / BLOCK FRAME	TEMPERED LOW-E IGU				MULLED WITH W4, W3B AND W24 TRANSOM ABOVE
W3B	KITCHEN (104)	CASEMENT	2'-0" X 4'-0"	ALUM (THERM) / BLOCK FRAME	TEMPERED LOW-E IGU				MULLED WITH W5, W3B AND W23 TRANSOM ABOVE
W4	KITCHEN (104)	FIXED	4'-0" X 4'-0"	ALUM (THERM) / BLOCK FRAME	TEMPERED LOW-E IGU				MULLED WITH W3 BOTH SIDES WITH W24 TRANSOM ABOVE
W5	KITCHEN (104)	FIXED	3'-4" X 4'-0"	ALUM (THERM) / BLOCK FRAME	TEMPERED LOW-E IGU				MULLED WITH W3 BOTH SIDES WITH W23 TRANSOM ABOVE
W6	SITTING (105)	DOUBLE CASEMENT	4'-8" X 6'-0"	ALUM (THERM) / BLOCK FRAME	TEMPERED LOW-E IGU				MULLED WITH W20 TRANSOM ABOVE
W7	FAMILY (107)	CASEMENT	2'-8" X 6'-0"	ALUM (THERM) / BLOCK FRAME	TEMPERED LOW-E IGU				MULLED WITH W18 TRANSOM ABOVE
W8	STAIR 1	FIXED	3'-4" X 6'-0"	ALUM (THERM) / BLOCK FRAME	TEMPERED LOW-E IGU				HEAD HEIGHT = 14'-8" A.F.F. @ 1ST FLOOR
W8	STAIR 2	FIXED	3'-4" X 6'-0"	ALUM (THERM) / BLOCK FRAME	TEMPERED LOW-E IGU				HEAD HEIGHT = 14'-8" A.F.F. @ 2ND FLOOR
W9	BATH 4 (110)	CASEMENT	2'-8" X 2'-8"	ALUM (THERM) / BLOCK FRAME	TEMPERED LOW-E IGU				HEAD HEIGHT = 8'-0" A.F.F. @ 1ST FLOOR
W9	BATH 3 (211)	CASEMENT	2'-8" X 2'-8"	ALUM (THERM) / BLOCK FRAME	TEMPERED LOW-E IGU				HEAD HEIGHT = 8'-0" A.F.F. @ 2ND FLOOR
W10A	BATH 2 (204)	CASEMENT	2'-8" X 4'-8"	ALUM (THERM) / BLOCK FRAME	TEMPERED LOW-E IGU				
W10B	SECONDARY SUITE (205)	CASEMENT	2'-0" X 4'-8"	ALUM (THERM) / BLOCK FRAME	TEMPERED LOW-E IGU				MULLED WITH W11 AND W10B
W11	SECONDARY SUITE (205)	DOUBLE CASEMENT	4'-0" X 4'-8"	ALUM (THERM) / BLOCK FRAME	TEMPERED LOW-E IGU			YES	MULLED WITH W10B ON BOTH SIDES
W12	PRIMARY SUITE (206)	DOUBLE CASEMENT	4'-8" X 5'-4"	ALUM (THERM) / BLOCK FRAME	TEMPERED LOW-E IGU			YES	
W13	PRIMARY SUITE (206)	FIXED	2'-0" X 8'-0"	ALUM (THERM) / BLOCK FRAME	TEMPERED LOW-E IGU				MULLED WITH D6 AND W13
W14	PRIMARY STEAM (207)	CASEMENT	2'-8" X 5'-4"	ALUM (THERM) / BLOCK FRAME	TEMPERED LOW-E IGU				
W15	PRIMARY BATH (208)	CASEMENT	2'-0" X 4'-0"	ALUM (THERM) / BLOCK FRAME	TEMPERED LOW-E IGU				OBSCURED GLASS
W16	ENTRY (101)	FIXED	2'-4" X 8'-0"	ALUM (THERM) / BLOCK FRAME	TEMPERED LOW-E IGU				MULLED WITH D2, W16 AND W25 TRANSOM ABOVE
W17	PANTRY (103)	FIXED TRANSOM	2'-8" X 2'-0"	ALUM (THERM) / BLOCK FRAME	TEMPERED LOW-E IGU				MULLED WITH W3A BELOW
W18	FAMILY (107)	FIXED TRANSOM	2'-8" X 2'-0"	ALUM (THERM) / BLOCK FRAME	TEMPERED LOW-E IGU				MULLED WITH W7 BELOW
W19	KITCHEN (104)	FIXED TRANSOM	3'-4" X 2'-0"	ALUM (THERM) / BLOCK FRAME	TEMPERED LOW-E IGU				MULLED WITH D3 BELOW
W20	SITTING (105)	FIXED TRANSOM	4'-8" X 2'-0"	ALUM (THERM) / BLOCK FRAME	TEMPERED LOW-E IGU				MULLED WITH W6 BELOW
W21	ENTRY (101)	FIXED TRANSOM	6'-0" X 2'-0"	ALUM (THERM) / BLOCK FRAME	TEMPERED LOW-E IGU				MULLED WITH W2 BELOW
W22	BEDRM 4 (111)	FIXED TRANSOM	6'-8" X 2'-0"	ALUM (THERM) / BLOCK FRAME	TEMPERED LOW-E IGU				MULLED WITH D1 BELOW
W23	KITCHEN (104)	FIXED TRANSOM	7'-4" X 2'-0"	ALUM (THERM) / BLOCK FRAME	TEMPERED LOW-E IGU				MULLED WITH W3B, W5 AND W3B BELOW
W24	KITCHEN (104)	FIXED TRANSOM	8'-0" X 2'-0"	ALUM (THERM) / BLOCK FRAME	TEMPERED LOW-E IGU				MULLED WITH W3B, W4 AND W3B BELOW
W25	ENTRY (101)	FIXED TRANSOM	8'-8" X 2'-0"	ALUM (THERM) / BLOCK FRAME	TEMPERED LOW-E IGU				MULLED WITH W16,D2 AND W16 BELOW



TECT APP, INC.
 921 11th Street, 2nd Floor
 Sacramento, CA 95814
 TEL: 916-541-8659 | E: bob@tect.com



ISSUE DATE 2026-06-05

DRAWN BY RH

ARCHITECT
 Robert Habian, AIA
 CA LIC. NO. C25348

REV | DATE | DESCRIPTION

PROJECT NAME

**STAMPER
 RESIDENCE
 FIRE REBUILD**

PROJECT ADDRESS
 15303 Earlam Street
 Pacific Palisades, CA 90272
 APN: 4412-019-023

OWNER
 STAMPER JOHN W TR STAMPER TRUST
 15303 Earlam Street
 Pacific Palisades, CA 90272
 TEL: 323-388-6664

SHEET NAME

**Door & Window
 Schedules**

SHEET NUMBER

A8.1