

STAMPER RESIDENCE

LIGHTING FIXTURE SCHEDULE

IMAGES	SYMBOL	DESCRIPTION	QTY	LOCATION	IMAGES	SYMBOL	DESCRIPTION	QTY	LOCATION	IMAGES	SYMBOL	DESCRIPTION	QTY	LOCATION
		LED RECESSED TRACK	AS PER SITE	BED ROOM 4 / FAMILY HALL / PANTRY / PRIMARY SUITE			LED RECESSED CEILING LIGHT 9W - 900LM 45°, 2700K, CRI >90 Dia: 2"	14	ENTRY / LANDING / HALL 2 / ROOF MACH / STORAGE			LED WALL LIGHT FANCY 6W - 600LM 50°, 2700K, CRI >90, IP 20	02	BED ROOMS 3 / SECONDARY SUITE
		LED RECESSED CEILING LIGHT 9W - 900LM 45°, 2700K, CRI >90 Dia: 2"	07	KITCHEN			LED RECESSED CEILING LIGHT 15W - 1500LM 60°, 2700K, CRI >90, IP 20 Dia: 2"	10	STAIR			LED WALL LIGHT FANCY 10W - 1000LM 90°, 2700K, CRI >90, IP 65	02	GARAGE
		LED RECESSED CEILING LIGHT 9W - 900LM 30°, 2700K, CRI >90 Dia: 2"	15	BED ROOM 3.4 PRIMARY SUITE	AS PER ARCHITECT		LED FLOOR MOUNTED RECESSED LIGHT 15W - 1500LM 60°, 3000K, CRI >90, IP 65 Dia: 3"	03	EXTERNAL			LED RECESSED MAGNETIC TRACK LIGHT 12W - 1200 LM 50°, 2700K, CRI >90, IP 20	23	BED ROOM 4 / FAMILY HALL / PANTRY / PRIMARY SUITE
		LED RECESSED CEILING LIGHT (ADJUSTABLE) 9W - 900LM 30°, 2700K, CRI >90 Dia: 2"	21	BED ROOM 4 / FAMILY HALL / ENTRY / KITCHEN / STUDY / SECONDARY SUITE			LED FLOOR RECESSED LIGHT 10W - 1000LM 30°, 2700K, CRI >90, IP 20 Dia: 2"	04	GALLERY			LED FANCY CHANDLIER 18W - 1800LM 120°, 2700K, CRI >90, IP 20	02	DINING / PATIO 2
		LED RECESSED CEILING LIGHT 9W - 900LM 40°, 2700K, CRI >90, IP 40 Dia: 3"	17	WASHROOMS			LED BOLLARD LIGHT 12 - 1200LM 90°, 3000K, CRI >90, IP 65	06	EXTERNAL			LED FANCY CHANDLIER 20W - 2000LM 90°, 2700K, CRI >90, IP 54	01	ENTRY / FOYER
		LED RECESSED CEILING LIGHT WP 12W - 1200LM 60°, 2700K, CRI >90, IP 54 Dia: 3"	10	PATIOS			LED WALL LIGHT FANCY 12W - 1200 LM 90°, 3000K, CRI >90, IP 65	10	EXTERNAL	AS PER ARCHITECT		LED FANCY CHANDLIER 30W - 3000LM, 2700K, CRI >90, IP 20	02	GALLERY
AS PER ARCHITECT		LED FANCY PENDANT LIGHT 25W - 2500LM 90°, 2700K, CRI >90, IP 20 Dia:--	03	KITCHEN			LED WALL LIGHT DAMP PROOF 6W - 600LM 90°, 2700K, CRI >90, IP 40	12	WASHROOMS			LED STEP LIGHT RECESSED WALL 3W - 300LM 40°, 3000K, CRI >90, IP 65	11	EXTERNAL STAIR
		LED RECESSED CEILING LIGHT 9W - 900LM 50°, 2700K, CRI >90, IP 20 Dia: 3"	04	LAUNDRY / SECONDARY CLOSET			LED WALL LIGHT FANCY 12W - 1200LM 120°, 2700K, CRI >90, IP 54	04	PATIO 1 / ENTRY			LED LINEAR PENDANT LIGHT 30W - 3000LM 120°, 4000K, CRI >90, IP 40	04	GARAGE
		LED RECESSED CEILING LIGHT 6W - 600LM 15°, 2700K, CRI >90, IP 20	04	PRIMARY SUITE / SECONDARY SUITE			LED WALL LIGHT FANCY 15W - 1500LM 120°, 2700K, CRI >90, IP 20	02	KITCHEN	AS PER ARCHITECT		LED LINEAR PENDANT LIGHT 40W - 4000LM 90°, 4000K, CRI >90, IP 20	01	STUDY
		LED PENDANT LIGHT 6W - 600LM 36°, 2700K, CRI >90, IP 40	06	WASHROOMS			LED WALL LIGHT FANCY 6W - 600LM 90°, 2700K, CRI >90, IP 20	04	BED ROOM 3.4			LED ALUMINUM PROFILE LIGHT (CEILING/ VANITY/ CABINetry) 4W - 400LM/ Mtr. 90°, 2700K, CRI >90, IP 54	AS PER SITE	COVES, CABINETS, VANITIES (TYPICAL)
AS PER ARCHITECT		LED PENDANT LIGHT 9W - 900LM 45°, 2700K, CRI >90, IP 20	01	SITTING	AS PER ARCHITECT		LED WALL LIGHT FANCY 6W - 600LM 90°, 2700K, CRI >90, IP 20	02	SECONDARY SUITE			LED ALUMINUM PROFILE LIGHT (MIRROR) 4W - 400LM/ Mtr. 90°, 2700K, CRI >90, IP 40	AS PER SITE	MIRRORS (TYPICAL)
AS PER ARCHITECT		LED FLOOR MOUNTED LIGHT 10W - 1000LM 120°, 2700K, CRI >90, IP 20 Dia: --	03	BED ROOM 3.4 / SECONDARY SUITE			LED WALL LIGHT FANCY 6W - 600LM 90°, 2700K, CRI >90, IP 20	02	ROOF	AS PER ARCHITECT		LED ALUMINUM STRIP LIGHT 8W - 800LM/ Mtr. 90°, 4000K, CRI >90, IP 65	AS PER SITE	BALCONY / EXTERIOR WALLS

NOTE:
ALL DIMENSIONS ARE IN FEET

NO.	DATE	REVISION
01.	26-03-2026	ISSUED FOR REVIEW
02.	05-04-2026	ISSUED FOR REVIEW

PROJECT STATUS :

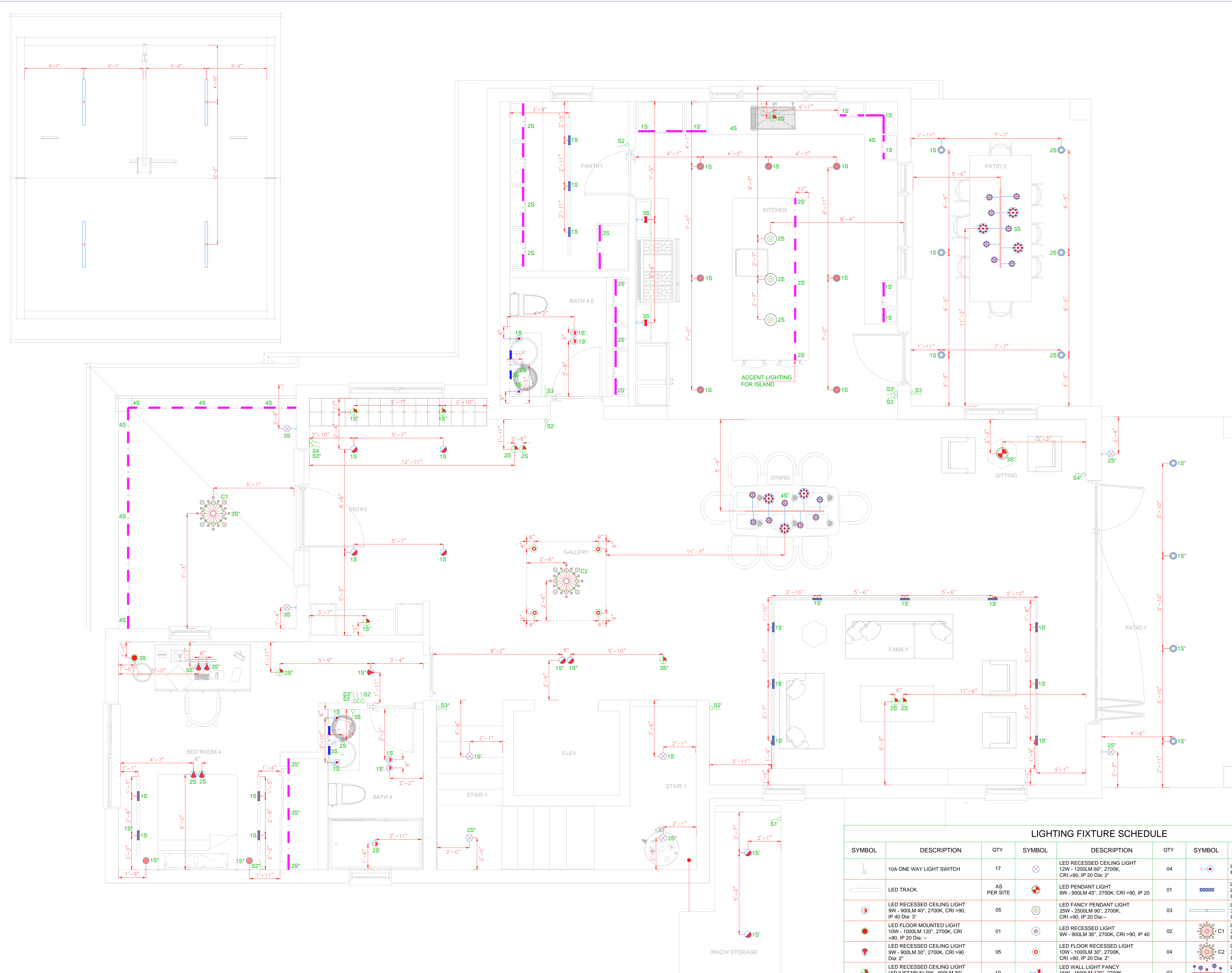
FOR REVIEW

DRAWING TITLE :

LIGHTING
FIXTURE SCHEDULE

DRAWN :	DATE : 17-12-2025
CHECKED :	SCALE : N.T.S
PROJ. ENGR. :	JOB NO. : 00
DRAWING NO. : E-01	SHEET SIZE: 24x36

STAMPER RESIDENCE



NOTE:
ALL DIMENSIONS ARE IN FEET

NO.	DATE	REVISION
01.	26-03-2026	ISSUED FOR REVIEW
02.	05-04-2026	ISSUED FOR REVIEW

PROJECT STATUS :

FOR REVIEW

DRAWING TITLE :

**LIGHTING LAYOUT
FIRST FLOOR**

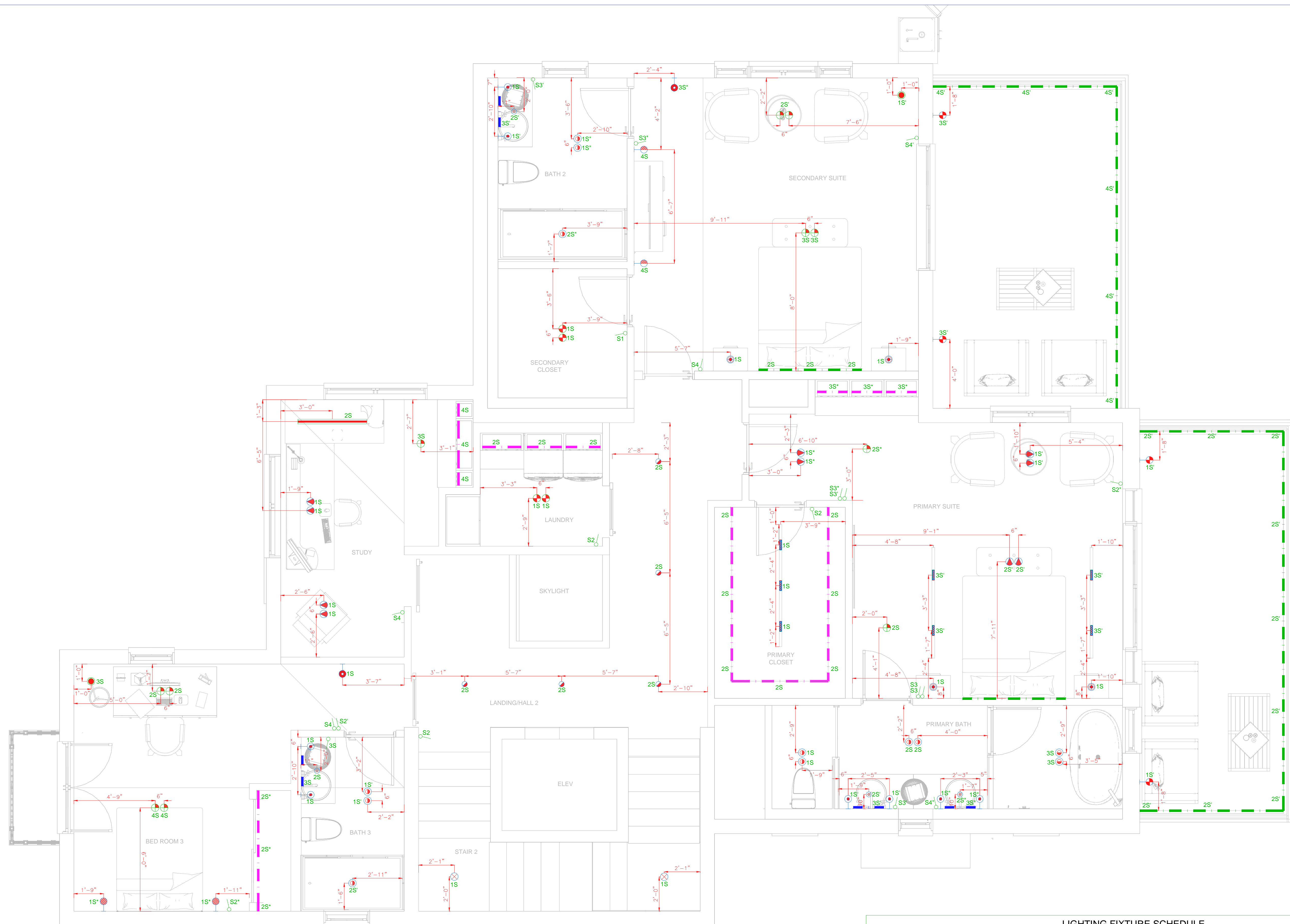
DRAWN :	DATE : 17-12-2025
CHECKED :	SCALE : N.T.S
PROJ. ENGR. :	JOB NO. : 00

DRAWING NO. :	SHEET SIZE: 24x36
---------------	-----------------------------

LIGHTING FIXTURE SCHEDULE

SYMBOL	DESCRIPTION	QTY	SYMBOL	DESCRIPTION	QTY	SYMBOL	DESCRIPTION	QTY
	10A ONE WAY LIGHT SWITCH	17		LED RECESSED CEILING LIGHT 12W - 1200LM 60°, 2700K, CRI >90, IP 20 Dia: 2"	04		LED WALL LIGHT DAMP PROOF 6W - 600LM 90°, 2700K, CRI >90, IP 40	04
	LED TRACK	AS PER SITE		LED PENDANT LIGHT 9W - 900LM 45°, 2700K, CRI >90, IP 20	01		LED RECESSED MAGNETIC TRACK LIGHT 12W - 1200LM 50°, 2700K, CRI >90, IP 20	16
	LED RECESSED CEILING LIGHT 9W - 900LM 40°, 2700K, CRI >90, IP 40 Dia: 3"	05		LED FANCY PENDANT LIGHT 25W - 2500LM 90°, 2700K, CRI >90, IP 20 Dia: 3"	03		LED LINEAR PENDANT LIGHT 30W - 3000LM 120°, 4000K, CRI >90, IP 40	04
	LED FLOOR MOUNTED LIGHT 10W - 1000LM 120°, 2700K, CRI >90, IP 20 Dia: --	01		LED RECESSED LIGHT 9W - 900LM 36°, 2700K, CRI >90, IP 40	02		LED FANCY CHANDLIER 20W - 2000LM 90°, 2700K, CRI >90, IP 54	01
	LED RECESSED CEILING LIGHT 9W - 900LM 30°, 2700K, CRI >90 Dia: 2"	05		LED FANCY CHANDLIER 10W - 1000LM 30°, 2700K, CRI >90, IP 20 Dia: 2"	04		LED FANCY CHANDLIER 30W - 3000LM, 2700K, CRI >90, IP 20	01
	LED RECESSED CEILING LIGHT (ADJUSTABLE) 9W - 900LM 30°, 2700K, CRI >90 Dia: 2"	10		LED WALL LIGHT FANCY 15W - 1500LM 120°, 2700K, CRI >90, IP 20	02		LED FANCY CHANDLIER 25W - 2500LM 120°, 2700K, CRI >90, IP 20	02
	LED RECESSED CEILING LIGHT 9W - 900LM 45°, 2700K, CRI >90 Dia: 2"	08		LED WALL LIGHT FANCY 12W - 1200LM 120°, 2700K, CRI >90, IP 54	04		LED ALUMINUM PROFILE LIGHT (CEILING/VANITY/CABINETS) 4W - 400LM/Mtr. 90°, 2700K, CRI >90, IP 54	AS PER SITE
	LED RECESSED CEILING LIGHT WP 12W - 1200LM 60°, 2700K, CRI >90, IP 54 Dia: 3"	10		LED WALL LIGHT FANCY 6W - 600LM 90°, 2700K, CRI >90, IP 20	02		LED ALUMINUM PROFILE LIGHT (MIRROR) 4W - 400LM/Mtr. 90°, 2700K, CRI >90, IP 40	AS PER SITE

STAMPER RESIDENCE



NOTE:
ALL DIMENSIONS ARE IN FEET

NO.	DATE	REVISION
01.	26-03-2026	ISSUED FOR REVIEW
02.	05-04-2026	ISSUED FOR REVIEW

PROJECT STATUS :

FOR REVIEW

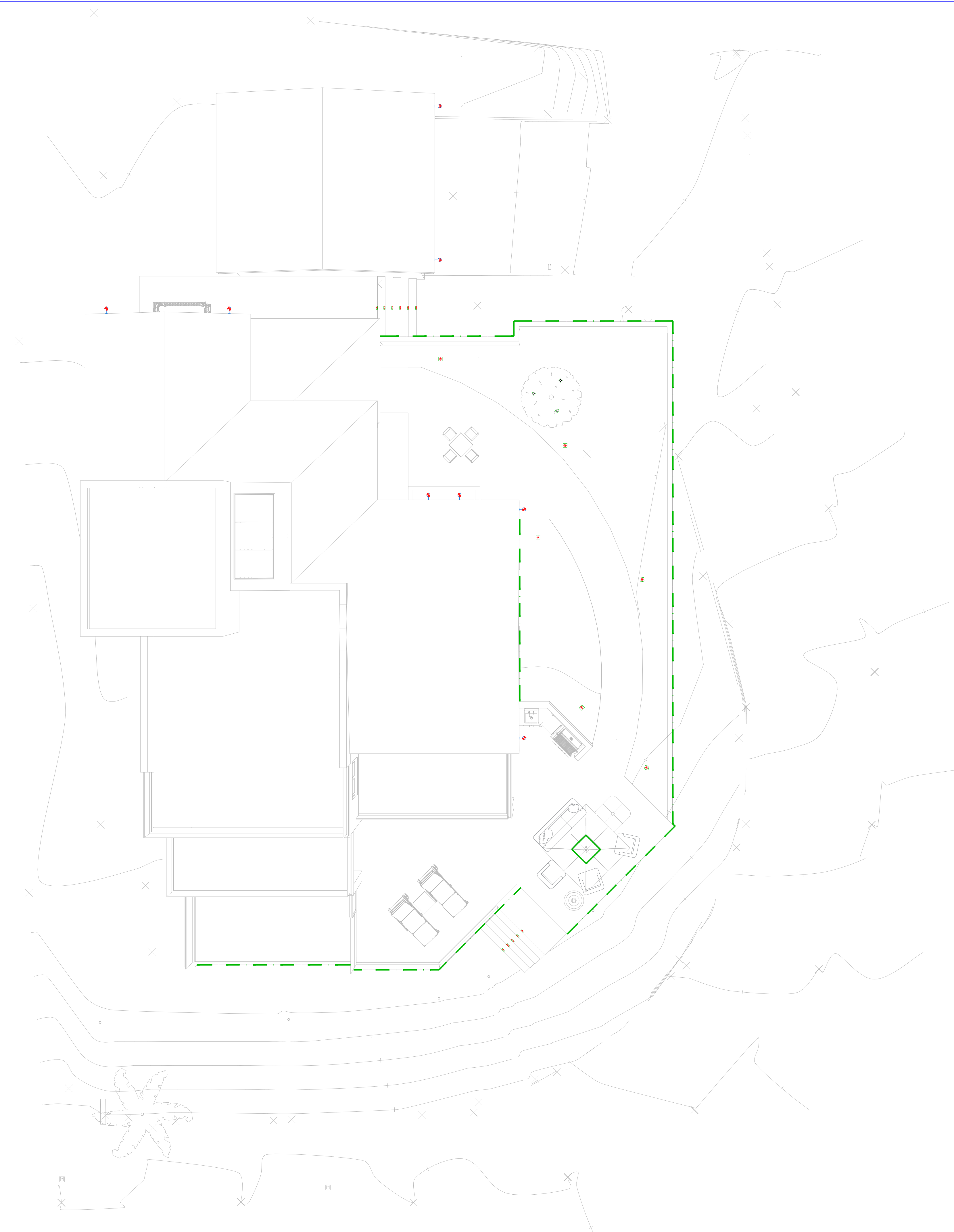
DRAWING TITLE :

LIGHTING LAYOUT SECOND FLOOR

LIGHTING FIXTURE SCHEDULE								
SYMBOL	DESCRIPTION	QTY	SYMBOL	DESCRIPTION	QTY	SYMBOL	DESCRIPTION	QTY
	10A ONE WAY LIGHT SWITCH	20		LED RECESSED CEILING LIGHT 9W - 900LM 50", 2700K, CRI >90, IP 20 Dia: 3"	04		LED WALL LIGHT DAMP PROOF 6W - 600LM 90", 2700K, CRI >90, IP 40	08
	LED TRACK	AS PER SITE		LED RECESSED CEILING LIGHT 12W - 1500LM 60", 2700K, CRI >90, IP 20 Dia: 2"	02		LED WALL LIGHT FANCY 12W - 1500LM 90", 3000K, CRI >90, IP 65	04
	LED RECESSED CEILING LIGHT 9W - 900LM 40", 2700K, CRI >90, IP 40 Dia: 3"	12		LED RECESSED CEILING LIGHT 6W - 600LM 15", 2700K, CRI >90, IP 20	04		LED RECESSED MAGNETIC TRACK LIGHT 12W - 1200 LM 50", 2700K, CRI >90, IP 20	07
	LED FLOOR MOUNTED LIGHT 10W - 1000LM 120", 2700K, CRI >90, IP 20 Dia: -	02		LED RECESSED LIGHT 9W - 900LM 36", 2700K, CRI >90, IP 40	04		LED LINEAR PENDANT LIGHT 4W - 400LM 90", 4000K, CRI >90, IP 20	01
	LED RECESSED CEILING LIGHT 9W - 900LM 30", 2700K, CRI >90 Dia: 2"	10		LED WALL LIGHT FANCY 6W - 600LM 50", 2700K, CRI >90, IP 20	02		LED ALUMINUM PROFILE LIGHT (CEILING/ VANITY/ CABINETRY) 4W - 400LM/ Mtr. 90", 2700K, CRI >90, IP 54	AS PER SITE
	LED RECESSED CEILING LIGHT (ADJUSTABLE) 9W - 900LM 30", 2700K, CRI >90 Dia: 2"	11		LED WALL LIGHT FANCY 6W - 600LM 90", 2700K, CRI >90, IP 20	02		LED ALUMINUM PROFILE LIGHT (MIRROR) 4W - 400LM/ Mtr. 90", 2700K, CRI >90, IP 40	AS PER SITE
	LED RECESSED CEILING LIGHT 9W - 900LM 45", 2700K, CRI >90 Dia: 2"	05		LED WALL LIGHT FANCY 6W - 600LM 90", 2700K, CRI >90, IP 20	02		LED ALUMINUM STRIP LIGHT 8W - 800LM/ Mtr. 90", 4000K, CRI >90, IP 65	AS PER SITE

DRAWN :	DATE :	17-12-2025
CHECKED :	SCALE :	N.T.S
PROJ. ENGR. :	JOB NO. :	00
DRAWING NO. :	SHEET SIZE :	24x36
E-03		

STAMPER RESIDENCE



NOTE:
ALL DIMENSIONS ARE IN FEET

NO.	DATE	REVISION
01.	26-03-2026	ISSUED FOR REVIEW
02.	05-04-2026	ISSUED FOR REVIEW

PROJECT STATUS :

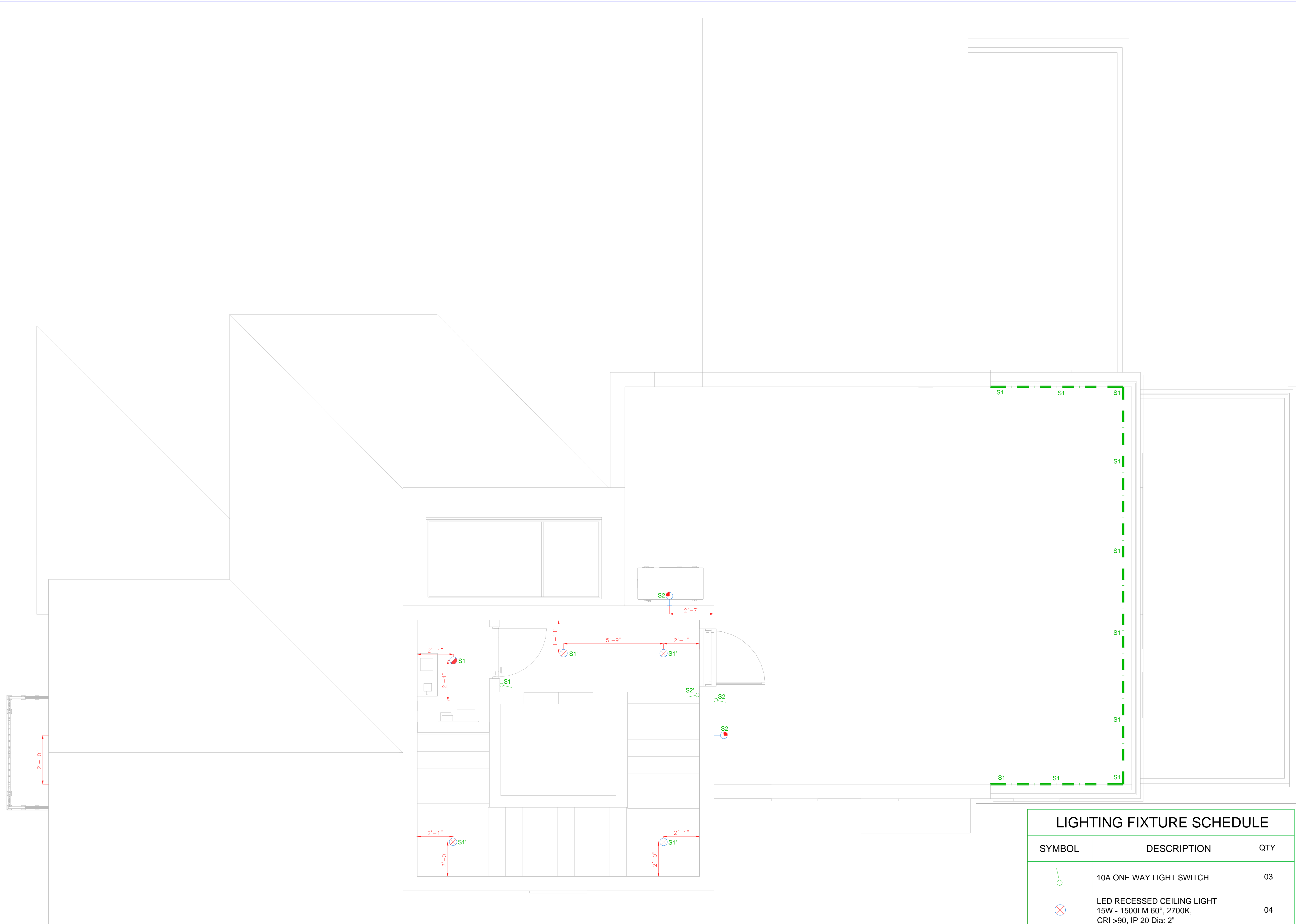
FOR REVIEW

DRAWING TITLE :
**LIGHTING LAYOUT
SITE PLAN &
GARAGE PLAN**

DRAWN :	DATE : 17-12-2025
CHECKED :	SCALE : N.T.S
PROJ. ENGR. :	JOB NO. : 00
DRAWING NO. : E-04	SHEET SIZE : 24x36

LIGHTING FIXTURE SCHEDULE		
SYMBOL	DESCRIPTION	QTY
	LED FLOOR MOUNTED RECESSED LIGHT 15W - 1500LM 60°, 3000K, CRI >90, IP 65 Dia: 3"	03
	LED WALL LIGHT FANCY 10W - 1000LM 90°, 2700K, CRI >90, IP 65	02
	LED WALL LIGHT FANCY 12W - 1200 LM 90°, 3000K, CRI >90, IP 65	06
	LED BOLLARD LIGHT 12W - 1200LM 90°, 3000K, CRI >90, IP 65	06
	LED STEP LIGHT RECESSED WALL 3W - 300LM 40°, 3000K, CRI >90, IP 65	11
	LED ALUMINUM STRIP LIGHT 8W - 800LM/ Mtr. 90°, 4000K, CRI >90, IP 65	AS PER SITE

STAMPER RESIDENCE



NOTE:
ALL DIMENSIONS ARE IN FEET

NO.	DATE	REVISION
01.	26-03-2026	ISSUED FOR REVIEW
02.	05-04-2026	ISSUED FOR REVIEW

PROJECT STATUS :

FOR REVIEW

DRAWING TITLE :

LIGHTING LAYOUT ROOF

LIGHTING FIXTURE SCHEDULE		
SYMBOL	DESCRIPTION	QTY
	10A ONE WAY LIGHT SWITCH	03
	LED RECESSED CEILING LIGHT 15W - 1500LM 60°, 2700K, CRI >90, IP 20 Dia: 2"	04
	LED RECESSED CEILING LIGHT 9W - 900LM 45°, 2700K, CRI >90 Dia: 2"	01
	LED WALL LIGHT FANCY 6W - 600LM 90°, 2700K, CRI >90, IP 20	02
	LED ALUMINUM STRIP LIGHT 8W - 800LM/ Mtr. 90°, 4000K, CRI >90, IP 65	AS PER SITE

DRAWN :	DATE : 17-12-2025
CHECKED :	SCALE : N.T.S
PROJ. ENGR. :	JOB NO. : 00
DRAWING NO. : E-05	SHEET SIZE: 24x36